

# lux & lumen

• NEWS • PRODUCTS • IDEAS 2024

Lighting replacement without shutdown **8**

Education Lighting controls **12** Successful conversion **16**

# lux lumen

## **News magazine and product guide 2024**

Published by Glamox

Opinions expressed in this publication are those of the authors or persons interviewed and do not necessarily reflect the views of the editors. All rights reserved. Materials in this publication may not be reproduced in any form without written permission.

Great care has been taken to ensure that illustrations and technical specifications are correct at the time of publication. Glamox Luxonic Ltd is not responsible for production related and technical changes to products presented in the catalogue, changes to the selection and printing errors. Glamox Luxonic Ltd takes no responsibility for the consequences such mistakes may have for users of the catalogue.

Glamox® Luxo® Luxonic® Glamox Connect® and Glamox Easy® are internationally registered and copyright protected brand names owned by Glamox AS, Norway.

Design and layout: Glamox AS, Norway  
Graphic production: Glamox AS, Norway.

© Copyright Glamox AS. All rights reserved.

### **Sales terms**

All products listed in this publication are covered by the company's general terms of sale. These are available upon request.



Please refer to our website for information about our 5 year warranty.

# The Glamox Group

Glamox develops, manufactures and distributes professional lighting solutions for the global market.

## Quality brands and solutions

The Group owns a range of quality lighting brands. Glamox is committed to meeting customer needs and expectations by providing quality products and solutions, service and support.

## Technology and expertise

Our products and solutions are developed and tested by our engineers at our own research and testing facilities, and manufactured and certified in accordance with all relevant quality and environmental standards. They are based on the latest technology and expertise – and generations of experience.

## Our product brands for land based lighting



Glamox is a leading lighting brand for professional markets, onshore and offshore, established in 1947. The wide assortment of Glamox products is of superior technical quality, and available for a wide range of applications – including challenging environments.



For more than 80 years Luxo has designed mainly arm-based innovative, ergonomic lighting products. Luxo products improve lighting conditions, taking particular care of individual needs.



Küttel is a leading supplier of professional lighting solutions, based in Kriens in Switzerland. Products from Küttel combine quality, up-to-date technology and contemporary design.



Since 1986, Luxonic has excelled in the design and manufacture of energy efficient, aesthetically pleasing lighting products, for the education, health-care, commercial, retail and industrial sectors.



ES-SYSTEM's mission is to deliver energy-efficient, innovative and comprehensive lighting solutions while minimizing its negative impact on the natural environment and maximizing care for the users' comfort and health.

# lux Lumen

## A new era in lighting

As we move beyond 2023, traditional light sources are giving way to a new era in lighting. The RoHS directive has reshaped our approach to illumination, promising significant energy efficiency gains. At Glamox, we are proud to have delivered projects where our customers have achieved energy savings of over 90%.

While these advancements bring challenges, they also present opportunities. Upgrading to energy-efficient LED lighting with wireless controls not only benefits new projects but also offers advantages for retrofitting older establishments.

Over the past year, Glamox has undertaken a Human Centric Lighting (HCL) tour across Europe. Our goal was to emphasize the profound impact light has on humans. The right light at the right time can influence everything from our sleep to how we feel and perform.

Whether planning a new lighting project or considering an upgrade, it is crucial to understand that lighting goes beyond meeting regulations or managing costs. The primary concern is the quality of light. Lighting serves to aid people in their tasks, ensure comfort, and promote safety.

At Glamox, our mission is clear: "Creating light for a better life." Ultimately, it is about people. Join us in embracing this new era in lighting.

lumen (lm) is the unit of luminous flux; a measure of the total amount of visible light emitted by a light source.

lux (lx) is the unit of illuminance, measuring luminous flux per unit area; a measure of the intensity of light that hits a surface.




## Modern products and solutions

We offer a range of lighting brands, and provide our customers with expert advice and solutions. Our products are engineered for easy installation, with modern electronic components and light sources for the best energy efficiency and economy. Our lighting solutions help create the experience of comfortable, flexible and stimulating working environments – enhancing efficiency and performance, while taking care of individual needs.



Glamox is certified in accordance with ISO 9001 and ISO 14001.




8



12



16



20

# CONTENTS

GLAMOX 2024

**8 Lighting replacement without shutdown**  
 All patient rooms at the University Hospital of North Norway (UNN) have been given new and improved luminaires without needing to shut down the hospital or take apart the ceilings.

**12 Education Lighting controls**  
 The Catalyst is a new-build, 8,800 m<sup>2</sup>, four-storey college building, designed for apprenticeships and skills-based teaching in a flexible, digitally-enabled space.

**16 Successful conversion**  
 The Bosch Group is a world-leading technology and services company with numerous locations across Europe, Asia and the USA.

**20 An ergonomic sense of comfort**  
 Lighting design is about more than just illumination. It shapes the ergonomics, style, and ambience of a space. Kienzle Büroplanung und Einrichtung GmbH has been developing lighting concepts for business premises throughout Germany together with Glamox experts for many years.

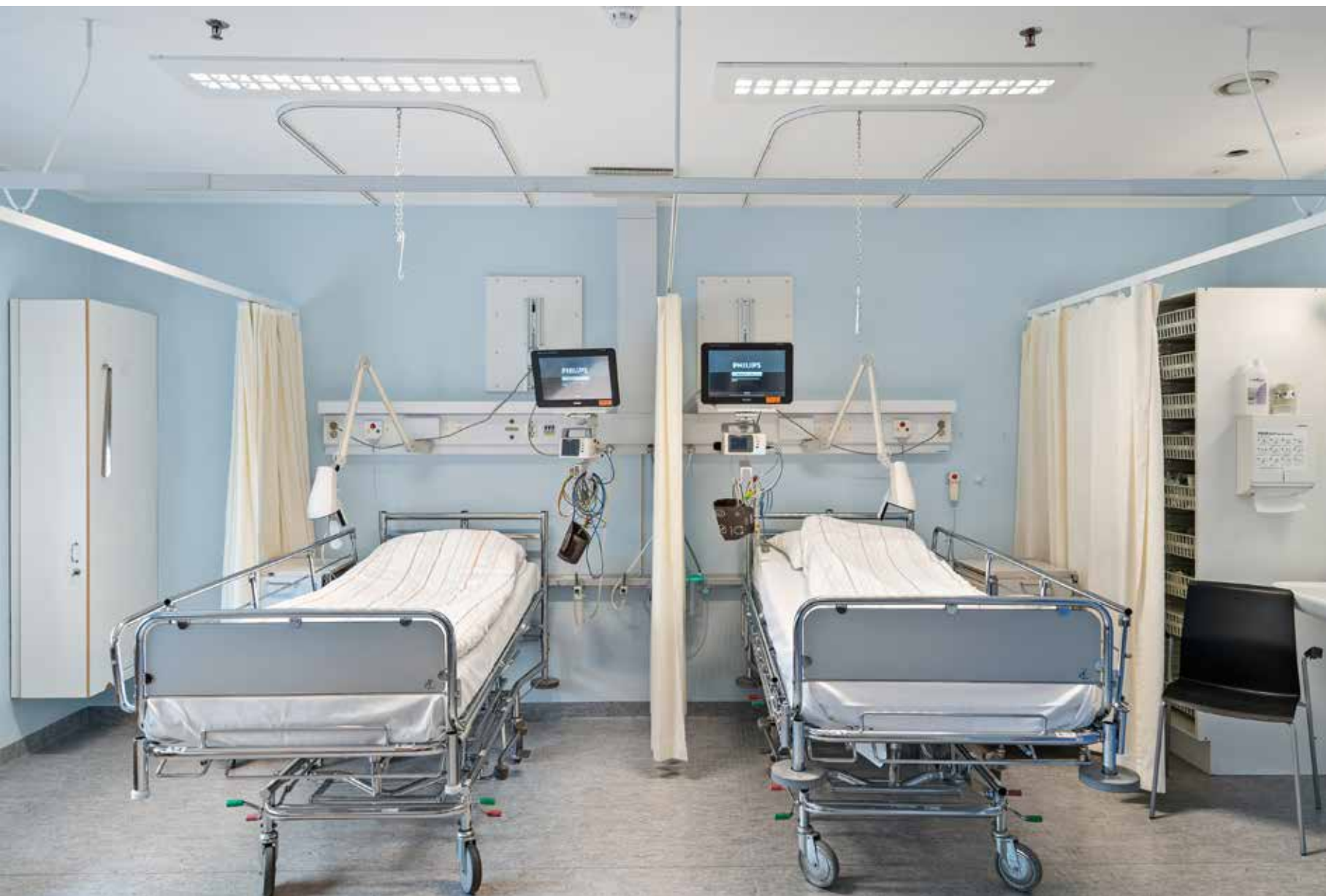
**24 Eximius Park Zabierzów Poland**  
 The Bosch Group is a world-leading technology and services company with numerous locations across Europe, Asia and the USA.

**28 Bringing healthy lighting to the masses**  
 Following its hugely successful Human Centric Lighting Tour of European cities in 2023, Glamox spoke to Dr. Shelley James – one of the tour’s special guest speakers and an international expert on light and wellbeing – about the importance of light and the lasting impact it can have on our mental and physical wellbeing..

**Product overview**  
 Find your product by using our picture overview.

# Lighting replacement without shutdown

All patient rooms at the University Hospital of North Norway (UNN) have been given new and improved luminaires without needing to shut down the hospital or take apart the ceilings.







**O**PENED IN 2001, the state-of-the-art hospital is the biggest in Northern Norway. A total of 34,000 luminaires will be replaced at UNN over the next two years. All patient rooms have now been given new lighting via a simple upgrade that eliminates the need to shut down the facility or clean the rooms.

The EU RoHS directive, which came into effect on 25 August 2023, prohibits further use of T8 fluorescent lamps. This is the main reason why UNN chose to replace its old fluorescent lamps. In a busy hospital environment, it is crucial for this work to be done as quickly and seamlessly as possible.

#### Replaced in five minutes

The solution was our simple LED kit, which replaces the technology in the old luminaires without replacing the luminaires' housings and without any changes being

made to the ceiling. The entire replacement takes just five minutes.

The new light sources have different optics that improve the way light is distributed in the room.

In addition to better lighting, UNN has achieved energy savings of 75% compared to before the replacement. This means the light sources will pay for themselves in just 2.5 years.

The UNN luminaires have been supplied without any sensors or a lighting control system, but many of the newly installed LED luminaires in the hospital are connection-ready. This means that smart lighting control systems for precise monitoring and control can be integrated at a later stage – a feature that will, in turn, lead to even greater savings in terms of both energy consumption and economy.

“ Our LED luminaires will enable the hospital to make substantial power savings on lighting and reduce its carbon footprint!

Astrid Simonsen Joos, CEO of Glamox



### Reducing our carbon footprint

“Having our luminaires selected for this project is really special to me, because I was born and raised in Tromsø,” says Astrid Simonsen Joos, CEO of Glamox. “UNN is a pioneer in doing what is right for patients, staff and the environment. I am also delighted that the transition to our LED luminaires will enable the hospital to make substantial power savings on lighting and reduce its carbon footprint.”

Upgrading the lighting in the patient rooms was the first step in the delivery of our products to the hospital. The rest of the 34,000 luminaires will be replaced in the next two years.





The Catalyst

# Education

# Lighting

# controls

The Catalyst is a new-build, 8,800 m<sup>2</sup> , four-storey college building, designed for apprenticeships and skills-based teaching in a flexible, digitally-enabled space.



**L**OCATED AT STAFFORDSHIRE University's Leek Road Campus in Stoke-on-Trent, The Catalyst offers social and academic activities in a space that can also be used for events, community activities and much more. Sustainability and social value commitments were at the heart of the project. Open 24/7, it is expected that The Catalyst will facilitate more than 6300 apprenticeships by 2030.

#### The Brief

The customer required a complete lighting solution incorporating several different elements, and 'a one-stop shop' was desired. Having previously worked on numerous projects with us, the customer was aware that Glamox could meet all their needs due to our large range of luminaires and cutting-edge lighting controls.

The customer demanded a variety of luminaires designed for specific tasks, such as outdoor, pathway lighting, and

indoor track-mounted spotlights. A wireless lighting control system was also required. The largest meeting room, which can be converted into 1, 2, or 3 separate rooms, needed flexibility for the lights to be controlled independently of each other or as one complete lighting system.

#### The Solution

The entire lighting project was specified using our wireless lighting control system, 'Glamox Radio'. This provided the highest level of flexibility, monitoring, and control, as well as the ability to modify parameters in the controlling software. This was used to maximise energy efficiency and optimise the use of the staff's time.

Almost 1900 luminaires were supplied for The Catalyst building project. The products supplied were wide-ranging in terms of the tasks they were designed for as well as aesthetics. Outdoor products ranged from, the wall-mounted,



vandal-resistant, O10 luminaire, to the pole-mounted, O55 luminaire for street and pathway lighting. Indoor products comprised of the S80 track-mounted spotlights and elegant, suspended, C90 luminaires.

Some of the luminaires required a design modification specifically to meet the customer's need for emergency light fittings to maintain wireless connectivity, while connected to a central battery system. Normally, batteries are integrated into the emergency luminaires. An easy-to-use lighting control switch was provided and software set up to allow for the separate lighting control of each of the three meeting rooms, or joint control when using the space as one large meeting room.

#### The Result

All the customer's requirements were met. Today, The Catalyst has a state-of-the-art lighting system installed. Where presence detector sensors are fitted in luminaires integrally, space usage

can be identified and the lighting system controlled to maximise energy savings.

The status and health of the system, as well as emergency luminaires, can be monitored remotely. This means that staff don't have to walk around physically checking for issues. The lighting can be controlled, and reports viewed, via a hand-held tablet. After some training, users were able to easily configure the lighting system's operational programming themselves. This proved useful when the lighting regime was changed to accommodate The Catalyst being open 24/7.

Following on from this project, Glamox supplied lighting for Staffordshire University's Woodlands Day Nursery and Forest School. The roll-out of wireless technology and emergency lighting throughout the University is being considered.




# Successful conversion



## About Robert Bosch Fahrzeugelektrik Eisenach GmbH

Robert Bosch Fahrzeugelektrik Eisenach GmbH was founded in September 1990. With over 1,700 employees, the company has grown into one of the largest industrial employers in Thuringia. Sensors, transmission controls and 48-volt batteries are manufactured on 45,000m<sup>2</sup> of usable space and are supplied to customers in the automotive industry worldwide.





**T**HE BOSCH GROUP is a world-leading technology and services company with numerous locations across Europe, Asia and the USA. The company improves the quality of life for people around the world through innovative products and services. The production site in Eisenach manufactures sensors, transmission controls and 48-volt batteries that make driving safer, more efficient and more comfortable. In order to cover the increased need for space in the plant, Robert Bosch Fahrzeugelektrik Eisenach GmbH decided to expand its production and logistics areas as well as modernise existing areas. For the conversion of a production hall, our lighting experts developed a lighting concept that enabled Bosch to convert the outdated fluorescent tube technology into LED lighting quickly and easily. The energy-efficient, single-component continuous rooflights were installed in one step, which equates to a reduction in the installation


time of around 70% compared to conventional quick-mount systems. As the traditional carrier rails are not needed for REDOX continuous rooflights, the ceiling was installed in just a few minutes. In daily use, the IP66-certified REDOX continuous rooflight system offers extremely high luminous efficacy with minimal energy consumption. The seven-pin REDOX generates continuous, shadow-free light and offers effective LED technology in a range of module lengths. The LED luminaire comes with a light colour temperature of 4000K as standard, with a colour rendering value of Ra 80. The product's efficient temperature management ensures a high useful lifetime of at least 100,000 hours. REDOX can be used in temperature ranges from +45°C to -25°C, while dimmable lighting can be added as an option through DALI. Each luminaire has been extensively tested and bears the European ENEC mark for certified safety.





# An ergonomic sense of comfort

Lighting design is about more than just illumination. It shapes the ergonomics, style, and ambience of a space. Kienzle Büroplanung und Einrichtung GmbH has been developing lighting concepts for business premises throughout Germany together with Glamox experts for many years.



**I**N 2022, THE SIBLINGS HEIKE AND DANIEL KIENZLE drew on their experience of long standing in the design of their own business premises. The newly erected Kienzle building, spanning more than 400 m<sup>2</sup> in Backnang, is hallmarked by a modern, sustainable, feel-good ambience in a Scandinavian style. Clear shapes, combined with wooden elements, colourful rugs, and seating furniture result in a visually harmonious overall concept that optimally takes into account the diverse needs and requirements of modern working environments. Just like the interior design, the lighting solution follows the desire for Scandinavian warmth and comfort combined with ergonomic functionality. In the spacious meeting room, the round Glamox C95 luminaire for recessed mounting creates homogeneous, glare-free light. Integrating the luminaire into an acoustically effective panel adds a distinctive look to the luminaire and the entire room. A triangular Glamox

TRIANGLE pendant light illuminates the corridors and atrium. In the atrium, the three-dimensional, floating structures of the luminaire convey a sense of height and width. In the stairwells, the TRIANGLE serves as a luminous guide to the upper floor. Glamox floor lamps Linea and Free Floor are used in the workplaces. Both luminaires offer excellent light distribution with low energy consumption as well as an attractive combination of direct and indirect light. With their slim aluminium lamp heads, the floor lamps remain discreetly in the background while creating an open and modern office atmosphere. The lounge areas are illuminated by SNÖ, SVA, ELV and LI-P pendant lights. All luminaires offer an attractive combination of functionality and design, and blend seamlessly into the clear design of the rooms. The semi-transparent, reflective glass domes of the SNÖ and ELV luminaires in particular are among the visual highlights of the well-conceived design concept.



## About Kienzle Büroplanung und Einrichtung GmbH

Kienzle Büroplanung und Einrichtung GmbH has been providing expert advice from planning to the finished office for more than 28 years.





# Eximius Park

## Zabierzów Poland



Eximius Park in Zabierzow was created with a very ambitious mission – it was meant to become a place where work would harmonise with passion. Each element of this modern office complex was designed with the comfort, satisfaction, and safety of its users in mind.



**T**HE AESTHETICS OF EXIMIUS PARK'S sophisticated interior gained even more originality thanks to our custom lighting solutions.

The Eximius Park complex consists of four main buildings – 200, 400, 800, and 1000 – with a total area of more than 50,000 m<sup>2</sup>. In addition to large office spaces, this huge area includes a fitness club, a conference centre, and several lunch bars. Each of the facilities also has a spacious reception lobby that can be used for organising various events.

The visual aspects of this representative space are what immediately comes to the forefront. Light, as the fourth dimension of architecture, has a tremendous impact on the aesthetics of a given space – it can emphasise its elegance, bring out details, and even be decorative in itself. Customised lighting solutions are the perfect way to fully utilise the potential of the spacious foyers in the Eximius office buildings.

Even the most exquisite décor can lose its allure without the proper lighting. That is why our task was to equip the hallways of the 200 and 1000 buildings at Eximius Park with well thought-out, astonishing lighting. The considerable area of both rooms – more than 300 m<sup>2</sup>, with a height of 20 metres – made for exceptionally demanding conditions. Above all, the proposed luminaires had to have a striking appearance in the massive space in addition to evenly illuminating it and creating the right atmosphere.

In order to meet all these requirements, we combined our many years of experience and advanced manufacturing technologies with the artistic sense of the specialists from the MOFO Architekci design studio in Warsaw.

The unique arrangements we created together using the S6000 FLOW luminaires were a true challenge in terms of lighting parameters, their construction and the installation itself. We additionally had to keep in mind the special requirements of the customer, including providing exceptionally thorough documentation. In addition, the impressive structures in terms of size and complexity had to be adapted to the applicable standards to ensure 100% reliability and safety of use.

A spatial lighting arrangement was created in the atrium of building 200 using 15 S6000 FLOW luminaires suspended at 6 different heights on a reinforced support structure with a diameter of 4 metres. Due to the considerable weight of the luminaires, a special winch was installed above the ceiling, making it possible to adjust their height and facilitate maintenance work.

Most importantly, the reception lobbies in buildings 200 and 1000 were adorned with an astounding decoration that attracts attention from a distance. The fantastic composition illuminates the entire space, looks stunning, and perfectly highlights the atmosphere of the facility, where work can be a real pleasure.

Another significant advantage of this project is the flexibility in the selection of light scenes made possible by the state-of-the-art DALI lighting control. This excellent feature offers complete control over every luminaire and lets the users set up any desired lighting schedules. In addition, motion and dusk sensors make it possible to maintain a constant light intensity during varied operating hours. At night, the luminaire brightness is reduced to 20%, bringing electricity consumption down to only 150 W.



# Human Centric Lighting – Bringing healthy lighting to the masses

**F**OLLOWING ITS HUGELY SUCCESSFUL Human Centric Lighting Tour of European cities in 2023, Glamox spoke to Dr. Shelley James – one of the tour’s special guest speakers and an international expert on light and wellbeing – about the importance of light and the lasting impact it can have on our mental and physical wellbeing.

The HCL (Human Centric Lighting) Europe Tour of events visited 12 European cities, captivating audiences with its inspiring talks from special guests, technical presentations, round table debates, interactive lighting demonstrations and client meetings – with the primary message being ‘the transformative power of good lighting’. In terms of educating audiences and improving their understanding of how lighting can improve our lives, the tour was a resounding success and should lead to even more innovative lighting solutions in the future.

The 2023 tour was split into two stages: the Spring tour visited Tallinn in Estonia, Oslo in Norway, Kriens in Switzerland, Helsinki in Finland, Rotterdam in the Netherlands, and Copenhagen in Denmark. The Autumn 2023 Tour then took in Krakow and Warsaw in Poland, Dortmund in Germany, ending with Stockholm and Gothenburg in Sweden.

Dr. Shelley James, a special guest presenter on the tour, is a global expert on light and wellbeing. She is also a trained glass artist, electrician, WELL Advisor, keynote speaker, and Visiting Lecturer at the Royal College of Art. Shelley is on a mission to inspire others to harness the power of light to be healthier, happier and more productive. A recent social media campaign to raise awareness of the impact of light on teenagers was translated into 3 languages and reached over 2.5 million young people globally. Shelley’s TedX talks have also gained her many followers.





### An interest in light

At one point in her life, Shelley sustained a traumatic head injury following a cycling accident, leading to extreme photosensitivity. With a neurologist's help, she retrained her eye-brain connections over 5-6 years. An MA in printmaking came next, and led to a PhD in 'Vision and Imaging' – i.e. the way we process visual. A variety of commissions and collaborations followed, including Collect at the Saatchi Gallery, Science Gallery Dublin, the Medical Research Council and the opportunity to work with Sir Roger Penrose and the Mathematics Institute in Oxford.

"Light became a central part of my creative practice, but technical support for my work was lacking. I therefore returned to college to train as an electrician and a lighting designer. I started working with other artists and scientists to use light in their work."

In 2020, things took an unexpected break when the COVID-19 lockdown hit. "During this period, I was staying with my mother and my nieces in Bridport. It was a real struggle being indoors with badly-wired lightbulbs in their back bedrooms and watching them struggle with depression, gaining weight and bad behaviour," she explains. It was during this challenging period that Shelley realised that there was a serious lack of information about the effects of poor lighting.

With her brother's help, Shelley created Luna™, a series of educational YouTube videos about the right kind of lighting for environments people found themselves in during lockdown. The series featured short and in-depth videos with solutions and interviews with scientists and education specialists around the world, as well as lighting manufacturers – and soon enough, it went viral. Luna™ then expanded to LunaPro, connecting with professionals across the business chain – from designers and architects, to facilities managers, lighting specifiers and installers. The focus is on the value of investing in good lighting.

"There's a growing awareness that the people who buy lights and the decisions that are made about lighting for

we send our most vulnerable people – have little or no training at all. They tend to buy on price," Shelley says. "I've been collaborating with Glamox for several years now. I like what they do and how they do things. Glamox has a mission that goes beyond commercial success; everyone there is passionate about the power of light to change people's lives for the better."

### Educate, inform, demonstrate

The HCL Europe tour was a huge success, helping to educate the audiences from a variety of markets including healthcare, industrial and education. Each event was geared towards one of these specific markets.

"For Human Centric Lighting – whether or not you agree with the term itself – there is now enough solid scientific evidence to show that lighting which is designed for the visual and non-visual system, is better for the brain and body. HCL can keep the body and brain in better shape, mood, concentration and sleep. There's enough science and research available to talk confidently about the positive effects of lighting. HCL is not a lighting product, it's a solution. If you think about it in an integrated systems approach, which includes lighting controls, there is now reliable global consensus from scientists that light affects us in ways that we didn't understand until recently. My message here is that any responsible, forward-thinking, success-oriented organisation should include lighting as a key part of their thinking about the spaces they provide for people."

Shelley continues: "We already knew that the circadian cycle was critical in terms of mood regulation. But brand new evidence in the last few years means the science is now here to back it up. It's not just about bright light therapy; lighting can also provoke different behaviours and mood swings in people."



### Meeting the standards

HCL is starting to appear in the lighting standards. For example, the European standard EN 12464-1 for office lighting was updated in 2021. As Shelley explains: “The standard has increased the light levels that you need to help the body clock stay on track during the day. It doesn’t specifically mention HCL, but the light levels are now at a point where that will be sufficient for circadian entrainment and also enough for older people whose vision is not what it used to be. In building regulations such as BREEAM it recommends that lighting should be installed that mimics the changing light qualities during the day.

“There are basically two parts to HCL: the visual dimension, i.e. visual comfort and the ability to change the colour temperature so that it feels comfortable for people depending on their gender, age and so on. Then we have circadian lighting, which is all about regulating the body clock using dynamic lighting. People often use these two terms interchangeably, but they are not quite the same thing. With body clock lighting, younger people will predominantly rely on their blue photosensitive cells in the eye to regulate their body clock. But as we get older

our eyes don’t take in as much light, in particular, blue light starts to be filtered out by cells in the eye. Dynamic lighting, even though it may not be enough to trigger the non-visual system, lighting that shifts across the course of the day, whether or not it has that circadian system, does seem to improve sleep. If you give your body and brain clear signals about what time of day it is, then it helps them do what they need to do next.”

HCL is becoming the new norm for some environments. “There are places where we are starting to see people understand the real value of good lighting. Those people who do buy into it become absolute converts and champions of it”

Shelley concludes: “These lighting changes are happening quickly but not always in the places they are needed the most, so the people who need good lighting the most are not actually benefitting. However, I believe in the future that people will become more enlightened about HCL and understand that even small, affordable changes to the lighting can help them run more successful businesses. The role of darkness and proper lighting during the day will become more of the conversation.”









# Product guide

# D50-R



D50-R is suitable for various interior areas such as corridors, meeting rooms, social areas and much more. The easy choice Easy-to-use mounting springs, two sizes, an HF or DALI driver and different lumen out values make D50-R an easy choice for any project. The die-cast aluminium body and high quality LED light sources ensure a long lifetime and great energy efficiency. Excellent for refurbishment projects 175 and 210 mm are the standard cut-out dimensions for old fluorescent downlights, which makes them a perfect for a one-to-one replacement when refurbishing an existing installation.


Light source	LED 1600 - 4100 lumen out Colour temperature 3000/4000 K, CRI Ra 80, MacAdams 3
Ballast	DALI or HF driver with life time up to 100.000 h/10 % (max failure) at Ta 25°C.
Material/colour	D50-R is made of a white powder painted die-cast aluminium body. Reflector is made out of aluminium. Diffuser material is PMMA.
Optics	Frosted diffuser with specular silver reflector.
Dimension (mm)	Ø: 190 H: 90 Ø: 225 H: 112











## D70-RQ150 RQ



Glamox D70 is a downlight family with state of the art LED technology. High power LED demands a precise, ingenious and perfected product design. Our designers have focused on functionality and efficient heat management that influence the lifetime of the product and provide you with a long lasting and high quality solution. D70-RQ is a square downlight in the D70 family of LED downlights. It is an excellent supplement to the round family members, making it possible to create different zones in a room. Square downlights give a sharp, fresh impression – very modern. Suitable applications are social areas, corridors and meeting rooms.

<b>Light source</b>	LED 1100 - 2700 Lumen Out Colour temperature 3000/4000 K, CRI Ra 80, MacAdams 3 Tuneable white (CCT)
<b>Ballast</b>	Electronic ballast (HF) or DALI. Driver life time up to 100.000 h/10 % (max failure) at Ta 25°C.
<b>Material/colour</b>	Reflector housing in die-casted aluminium, metallised reflector and driver housing in polycarbonate.
<b>Optics</b>	Reflector can be delivered in matt (SM) or high gloss (SI) finish.
<b>Dimension (mm)</b>	W: 163 L: 163 H: 86

## D70-R195 SOLID G2



The simple, clean design of the Glamox D70-R195 SOLID G2 is complemented by a robustness that allows this downlight to withstand some of the toughest working conditions in various extreme environments. Its impressive technical characteristics include versions with a C4 corrosion resistance rating, IK10 impact classification, IP65 ingress protection, RGB-W colour changing and much more. The D70-R195 SOLID G2 is suitable for challenging applications such as operating theatres, swimming pools, outdoor public areas, and psychiatric wards, or any other area with anti-ligature or vandal-proof demands.

<b>Light source</b>	LED 1400 - 4500 Lumen out. Colour temperature 3000/4000 K, CRI Ra 80, MacAdams 3. Tuneable White (CCT). RGB/RGBW
<b>Ballast</b>	HF (on/off) and DALI (dimnable) drivers with a lifetime up to 100,000 h (10% max failure) at Ta 25°C.
<b>Material/colour</b>	White powder-coated solid aluminium body fixed to the trim. Plastic reflector. Versions with improved thickness in frame for IK10 classification available.
<b>Optics</b>	Lens optics in front of the LED light source. A treated reflector in Silver Matte (SM).
<b>Dimension (mm)</b>	Ø: 208 H: 97



## D70-R70 G2



D70-R70 G2 is a small decorative downlight that provides the perfect accent lighting for various applications. The downlight comes in four different reflector options to ensure the right ambience in general open spaces as well as social areas. The D70-R70 G2 is part of the bigger D70 G2 family, which creates consistency throughout the whole project.

<b>Light source</b>	LED 300 - 900 Lumen out. Colour temperature 3000/4000 K, CRI Ra 80, MacAdams 3. Tuneable White (CCT)
<b>Ballast</b>	HF (on/off) and DALI (dimnable) drivers with a lifetime up to 100,000 h (10% max failure) at Ta 25°C.
<b>Material/colour</b>	Black powder-coated aluminium body. Plastic reflector in different treatments and colours (see optics). Plastic trim in white or black.
<b>Optics</b>	Clear optics in front of the LED light source. A treated or painted reflector in Silver Matte (SM), Silver (SI), White Matte (WM) and Black Matte (BM).
<b>Dimension (mm)</b>	Ø: 84 H: 42

## D70-R92 G2



D70-R92 G2 is a small decorative downlight that provides the perfect accent lighting for various applications. The downlight comes in four different reflector options to ensure the right ambience in general open spaces as well as social areas. The D70-R92 G2 is part of the bigger D70 G2 family, which creates consistency throughout the whole project.

<b>Light source</b>	LED 500-1100 Lumen out. Colour temperature: 3000/4000 K. CRI Ra 80. MacAdams 3. Tuneable White (CCT).
<b>Ballast</b>	HF (on/off) and DALI (dimnable) drivers with a lifetime up to 100,000 h (10% max failure) at Ta 25°C.
<b>Material/colour</b>	Black powder-coated aluminium body. Plastic reflector in different treatments and colours (see optics). Plastic trim in white or black.
<b>Optics</b>	Clear optics in front of the LED light source. A treated or painted reflector in Silver Matte (SM), Silver (SI), White Matte (WM) and Black Matte (BM).
<b>Dimension (mm)</b>	Ø: 105 H: 54

## D70-R108 G2

 Glamox



D70-R108 G2 is an adjustable downlight that provides the perfect accent lighting for various applications. This product comes in four different reflector options to ensure the right ambience in general open spaces as well as social areas. The D70-R108 G2 is part of the bigger D70 G2 family, which creates consistency throughout the whole project.

<b>Light source</b>	LED 500-1100 Lumen out. Colour temperature: 3000/4000 K. CRI Ra 80. MacAdams 3. Tuneable White (CCT).
<b>Ballast</b>	HF (on/off) and DALI (dimmable) drivers with a lifetime up to 100,000 h (10% max failure) at Ta 25°C.
<b>Material/colour</b>	Black powder-coated aluminium body. Plastic reflector in different treatments and colours (see optics). Plastic trim in white or black.
<b>Optics</b>	Clear optics in front of the LED light source. A treated or painted reflector in Silver Matte (SM), Silver (SI), White Matte (WM) and Black Matte (BM). Adjustable (tiltable) +/-25° vertically / 228° horizontally.
<b>Dimension (mm)</b>	Ø: 122 H: 81

## D70-R155 G2

 Glamox



D70-R155 G2 is a modern downlight that provides the perfect accent or general lighting for various applications. This lightweight product is easy to mount with only two screws and quick connectors for the mains cabling. It comes with four different reflector options and two types of trims to suit any type of interior in offices, health-care, schools, retail or other applications. The D70-R155 G2 is part of the bigger D70 G2 family, which creates consistency throughout the whole project.

<b>Light source</b>	LED 900-3500 Lumen out. Colour temperature: 3000/4000 K. CRI Ra 80. MacAdams 3. Tuneable White (CCT). RGB/RGBW.
<b>Ballast</b>	HF (on/off) and DALI (dimmable) drivers with a lifetime up to 100,000 h (10% max failure) at Ta 25°C..
<b>Material/colour</b>	Black powder-coated aluminium body. Plastic reflector in different treatments and colours (see optics). Plastic trim in white or black.
<b>Optics</b>	Lens optics in front of the LED light source. A treated or painted reflector in Silver Matte (SM), Silver (SI), White Matte (WM) and Black Matte (BM).
<b>Dimension (mm)</b>	Ø: 168 H: 78

## D70-R195 G2

 Glamox



D70-R195 G2 is a modern downlight that fits perfectly as accent or general lighting in various applications. This lightweight product is easy to mount with only two screws and quick connectors for the mains cabling. It comes with four different reflector options and two types of trims to suit any type of interior in offices, healthcare, schools, retail or other applications. The D70-R195 G2 is part of the bigger D70 G2 family, which creates consistency throughout the whole project.

<b>Light source</b>	LED 1100-4500 Lumen out. Colour temperature: 3000/4000 K. CRI Ra 80. MacAdams 3. Tunable White (CCT). RGB/RGBW.
<b>Ballast</b>	HF (on/off) and DALI (dimnable) drivers with a lifetime up to 100,000 h (10% max failure) at Ta 25°C.
<b>Material/colour</b>	Black powder-coated aluminium body. Plastic reflector in different treatments and colours (see optics). Plastic trim in white or black.
<b>Optics</b>	Lens optics in front of the LED light source. A treated or painted reflector in Silver Matte (SM), Silver (SI), White Matte (WM) and Black Matte (BM).
<b>Dimension (mm)</b>	Ø: 211 H: 107

## D70-S155 G2

 Glamox



D70-S155 G2 is a modern, surface-mounted downlight that provides the perfect accent or general lighting for various applications. This lightweight product is easy to mount and can also be equipped with a pendant accessory. It comes with four different reflector options and two body colour variants to suit any type of interior, including offices, healthcare facilities, schools, retail, and other applications. The D70-S155 G2 is part of the bigger D70 G2 family, which creates consistency throughout the whole project.

<b>Light source</b>	LED 1100 - 2200 Lumen out. Colour temperature 3000/4000 K, CRI Ra 80, MacAdams 3.
<b>Ballast</b>	HF (on/off) and DALI (dimnable) drivers with a lifetime up to 100,000 h (10% max failure) at Ta 25°C.
<b>Material/colour</b>	Black powder-coated aluminium body. Plastic reflector in different treatments and colours (see optics). Plastic trim in white or black.
<b>Optics</b>	Clear optics in front of the LED light source. A treated or painted reflector in Silver Matte (SM), Silver (SI), White Matte (WM) and Black Matte (BM).
<b>Dimension (mm)</b>	Ø: 178 H: 169

## D70-S195 G2



D70-S195 G2 is a modern, surface-mounted downlight that provides the perfect accent or general lighting for various applications. This lightweight product is easy to mount and can also be equipped with a pendant accessory. It comes with four different reflector options and two body colour variants to suit any type of interior, including offices, healthcare facilities, schools, retail, or other applications. The D70-S195 G2 is part of the bigger D70 G2 family, which creates consistency throughout the whole project.

<b>Light source</b>	LED 1100 - 2200 Lumen out. Colour temperature: 3000/4000 K. CRI Ra 80. MacAdams 3.
<b>Ballast</b>	HF (on/off) and DALI (dimmable) drivers with a lifetime up to 100,000 h (10% max failure) at Ta 25°C.
<b>Material/colour</b>	Black powder-coated aluminium body. Plastic reflector in different treatments and colours (see optics). Plastic trim in white or black.
<b>Optics</b>	Lens optics in front of the LED light source. A treated or painted reflector in Silver Matte (SM), Silver (SI), White Matte (WMM) and Black Matte (BM).
<b>Dimension (mm)</b>	Ø: 222 H: 197

## D70 Trimless



The D70 Trimless solution is a recessed downlight that comply the demands for aesthetic and performance with efficiency and versatility of applications. D70 Trimless provides illumination in an elegant discrete manner. Easy installation and smooth integrations into the architecture. D70 Trimless can be used in combination with any D70-R155, D70-RF155 or D70-R195 of your selection. The D70 Trimless solution contains of three item numbers: "Trimless FRAME" recommended to be delivered early in the project. "Trimless CONE" to be mounted after the D70 downlight D70 downlight of your selection. Use of "SM" reflector is recommended.

<b>Material/colour</b>	White painted aluminum "TRIMLESS FRAME" and a "TRIMLESS CONE" in ABS material. RAL 9016. Simple mounting by integral adjustable brackets using the supplied 3mm Allen key bit. Maximum ceiling thicknesses are 30 mm
------------------------	--

# A15-S



Glamox A15-S is a surface mounted LED luminaire available in two different sizes. The opal diffuser and the rounded lenti-like shape gives it a discrete, modern appearance. It is fair to say that A15-S is an "all-rounder" both when it comes to design and applicability. Easy mounting This is a product that is designed for easy mounting on all types of surfaces. Using only two screws the luminaire can easily be attached to all common flush mounting boxes, whether it is in the ceiling or on the wall. The luminaire is also equipped with a smart cable entry for surface mounted cable.

<b>Light source</b>	LED 1000 - 1800 lumen out Colour temperature 3000/4000 K, CRI Ra 80, MacAdams 3
<b>Ballast</b>	Fixed output or DALI dimable AC driver (light modulation with a frequency of 100Hz)
<b>Material/colour</b>	Diffuser and body in polycarbonate
<b>Dimension (mm)</b>	Ø: 215 H: 68 Ø: 280 H: 75

# A20-S



Design: Formel Industriedesign

Glamox A20-S is a slim and refined family of designer luminaires with modern shape and pleasant light distribution. Our designers have first and foremost developed a product that expands the possibility of an overall style throughout the building. A20-S is a circular surface mounted luminaire with exciting backlight which creates a calm and appealing atmosphere. The luminaires work well as both ceiling and wall mounted. The luminaire is supplied with first-class materials and elegant, precise finish. The luminaire housing is in die-cast aluminium and with a grey polyester powder trim (RAL 9006).

<b>Light source</b>	LEDA20-S320: LED 1300 lumen out A20-S420: LED 2400 lumen out A20-S620: LED 3500 lumen out Light source information: 3000/4000 Kelvin, CRI 80, MacAdams 3. Lifetime LED: Up to 60.000h Ta25. For precise technical information please see the data sheet on item level. (Use on right side)
<b>Ballast</b>	Electronic ballast (HF) or DALI. Driver life time up to 100.000 h/10 % (max failure) at Ta 25°C
<b>Material/colour</b>	Housing in die-cast aluminium, painted in polyester powder paint in colour grey (RAL 9006). Opal satin acrylic diffuser.
<b>Dimension (mm)</b>	Ø: 320 H: 100 Ø: 415 H: 100 Ø: 620 H: 110 Ø: 420 H: 100

## A20-SQ



Design: Formel Industriedesign

Glamox A20 is a slim and refined family of luminaires with modern shape and pleasant light distribution. A20-SQ is a square surface mounted luminaire with exciting backlight which creates a calm and appealing atmosphere. The luminaire works well as both ceiling and wall mounted. A20-SQ with LED is available as 300x300 and 400x400 mm. The luminaire is supplied with first-class materials in an elegant and precise finish. The luminaire housing is in die-cast aluminium and with a grey polyester powder trim. A20-SQ is delivered with an opal satin acrylic diffuser and some variants can be delivered with microwave sensor.

<b>Light source</b>	A20-SQ300: LED 1500 lumen out A20-SQ400: 2500, 3000 & 4000 lumen out Light source information:3000/4000 Kelvin, CRI 80, MacAdams 3. Lifetime LED:Up to 60.000h Ta25.
<b>Ballast</b>	Electronic ballast (HF), analogue dimming (HFDa), digital dimming (HFDd) or DALI.
<b>Material/colour</b>	Housing in die-cast aluminium, painted in polyester powder paint in colour grey (RAL 9006). Opal satin acrylic diffuser.
<b>Dimension (mm)</b>	W: 300 L: 300 H: 100 W: 400 L: 400 H: 100

## A20-P166



Design: Formel Industriedesign

Glamox A20 is a slim and refined family of designer luminaires with modern shape and pleasant light distribution. Our designers have first and foremost developed a product that expands the possibility of an overall style throughout the building. A20-P166 is a pendant tube shaped luminaire with a pleasant light distribution. Available in several different lengths well suited for different applications and ceiling heights. All variants are supplied with an opal satin acrylic diffuser with 166mm in diameter. A slim and stylish pendant luminaire for direct and indirect lighting.

<b>Light source</b>	A20-P166 LED 1200 - 8000 lumen outLight source information:3000/4000 Kelvin, CRI 80, MacAdams 3.Lifetime LED: Up to 100,000h Ta25.For precise technical information please see the data sheet on item level. (Use
<b>Ballast</b>	Electronic ballast (HF) or DALI
<b>Material/colour</b>	Housing in die-cast aluminium, painted in polyester powder paint in colour grey (RAL 9006). Reflector made of anodized aluminium. Opal satin acrylic diffuser
<b>Dimension (mm)</b>	Ø: 166 H: 400 Ø: 166 H: 675 Ø: 166 H: 975 Ø: 166 H: 1275

## A25-S

 Glamox



Decorative halo effect Glamox A25-S is a surface mounted luminaire with a simple, timeless design. From the front it's a perfect circle, in profile the body and the diffuser are joined smoothly together in the same plane, forming a modified super ellipse. The soft visual expression is enhanced by a decorative halo light emitted through the transparent back cover. IP44 rating The luminaire is available in two different sizes  $\varnothing$  280 and  $\varnothing$  400 and is designed for both ceiling and wall mounting. It also has an IP44 ingress protection rating, which makes it ideal for rest rooms and cloakrooms.

<b>Light source</b>	LED 1100 - 3500 lumen out Colour temperature 3000/4000 K, CRI/Ra 80, MacAdams 3
<b>Ballast</b>	Fixed output (HF), DALI dimmable (100-1%) Driver life time up to 100.000 h/10 % (max failure) at Ta 25°C
<b>Material/colour</b>	IP44 rated with diffuser and transparent body in polycarbonate. Glamox A25-S with PIR sensor is IP20 rated.
<b>Optics</b>	Opalic diffuser made out of polycarbonate
<b>Dimension (mm)</b>	$\varnothing$ : 285 H: 84 $\varnothing$ : 405 H: 89

## A35-P

 Glamox



Design: Hans Bleken Rud

Glamox A35 is a decorative and versatile luminaire. The sharp, well-defined lines and the contrast between the die cast aluminium body and the opal diffuser gives the luminaire a clean-cut and strong look. The opal diffuser creates a soft light with low glare and the lack of a frame gives a soft transition from light to shadow. A35 Family The A35 product family comprises a series of surface mounted luminaires in three different sizes (A35-S), as well as a pendant mounted luminaire (A35-P). By combining the different products in the family in clusters, you can create a unique interior design.

<b>Light source</b>	LED 4700 - 6000 lumen out, 15/85 light distribution up/down. Colour temperature 3000/4000 K. CRI/Ra 80, MacAdams 3.
<b>Ballast</b>	Fixed output (HF), DALI dimmable (100-1%) Driver life time up to 100.000 h/10 % (max failure) at Ta 25°C.
<b>Material/colour</b>	IP20 rated with powder painted aluminium body in black, white or grey.
<b>Optics</b>	Opalic diffuser made out of polycarbonate.
<b>Dimension (mm)</b>	$\varnothing$ : 555 H: 86



# A35-S



Design: Hans Bleken Rud

Glamox A35 is a decorative and versatile luminaire. The sharp, well-defined lines and the contrast between the die cast aluminium body and the opal diffuser gives the luminaire a clean-cut and strong look. The opal diffuser creates a soft light with low glare and the lack of a frame gives a soft transition from light to shadow.. A35 Family The A35 product family comprises a series of surface mounted luminaires in three different sizes (A35-S), as well as a pendent mounted luminaire (A35-P). By combining the different products in the family in clusters, you can create a unique interior design.

<b>Light source</b>	LED 1100 - 5500 lumen out Colour temperature 3000/4000 KCRI/Ra 80, MacAdams 3
<b>Ballast</b>	Fixed output (HF), DALI dimmable (100-1%) Driver life time up to 100.000 h/10 % (max failure) at Ta 25°C
<b>Material/colour</b>	IP54/IK07 rated. Powder painted aluminium body in black, white or grey.
<b>Optics</b>	Opal diffuser made out of polycarbonate
<b>Dimension (mm)</b>	Ø: 280 H: 81 Ø: 400 H: 85 Ø: 555 H: 89

# A40-W



Design: Hans Bleken Rud

Glamox A40-W is a bathroom luminaire with a plain and functional design. The brilliant diffuser gives good light distribution. Fitted to a mirror, it will with its transparent gradients provide a pleasant soft light to the face and the closest surroundings. A40-W is ideal for use in bathrooms, toilets, cloakroom and laundry room. A40-W is available with different lengths, and has options with or without concealed outlet in the luminaire end and sensors. The luminaire body is manufactured in steel and the diffuser in triple extruded acrylic with white end caps in synthetic material.

<b>Light source</b>	LED 1000 - 2800 lumen out Colour temperature 3000/4000 K, CRI Ra 80, MacAdams 3
<b>Ballast</b>	Fixed output (HF), DALI dimmable (100-1%)
<b>Material/colour</b>	Body is in steel and the diffuser in triple extruded acrylic and white end caps in a synthetic material. Available in three different lengths and with or without concealed outlet at the end of the luminaire
<b>Dimension (mm)</b>	W: 57 L: 600 H: 73 W: 57 L: 900 H: 73 W: 57 L: 1200 H: 73 W: 57 L: 1500 H: 73







## A51-R G2

 Glamox



Glamox A51-R G2 provides a feel and visual impression of a hanging diffuser with a decorative illumination in the ceiling. The design includes a mounting plate, which is optimized for easy mounting in a wide range of ceiling systems. A51-R G2 is available as 600x600 with two different sizes on the drop out C430 and C530.

<b>Light source</b>	LED 1500 - 3000 lumen out Colour temperature 3000/4000 K, CRI Ra 80, MacAdams 3
<b>Ballast</b>	HF or DALI. Driver life time up to 100,000 h/10 % (max failure) at Ta 25°C.
<b>Material/colour</b>	Body in white painted steel. Opal acrylic drop out in two different sizes C430 and C530. White nylon decor ring IP44 from below.
<b>Dimension (mm)</b>	W: 597 L: 597 H: 89 W: 597 L: 597 H: 94

## A70-S

 Glamox



Design: Hans Bleken Rud

Glamox A70-S is made for wall and ceiling mounting or as recessed together with an accessory. A70-S has a solid-looking aluminium body and opal polycarbonate diffuser. It is available with a choice of decorative trim rings. Typical applications for Glamox A70-S would be staircases, corridors and entrance areas. Two sizes. Three colours. Glamox A70-S is available in two different sizes, with a diameter of 290 or 410 mm. The aluminium body comes in a choice of white, grey or black structured paint. The outdoors version is called Glamox O70. This version has a higher IP rating, and mounting fixtures suitable for outdoors use.

<b>Light source</b>	LED 900 – 3500 lumen out Colour temperature 3000/4000 K, CRI Ra 80, MacAdams 3
<b>Ballast</b>	Fixed output (HF) or DALI dimmable (100-1%) Driver life time up to 100,000 h/10 % (max failure) at Ta 25°C
<b>Material/colour</b>	Housing in die-cast aluminium, painted in polyester powder paint in colour grey (RAL 9006), White (RAL 9016) or Black (RAL 9005). Diffuser is in impact resistant opal polycarbonate (PC).
<b>Dimension (mm)</b>	Ø: 410 H: 93 Ø: 290 H: 93

## A70-W365

 Glamox



A70-W365 is a compact and elegant LED luminaire for mirrors. The luminaire is flexible and can be mounted both horizontally and vertically beside the mirror. With the small size and simple form the A70-W365 suits most projects. Available in three colors grey (RAL 9006), White (RAL 9016) or Black (RAL 9005) the diffuser is made of impact resistant opal polycarbonate (PC) can be supplied with integrated motion sensor. A70-W365 is a versatile solution for private and public projects.

<b>Light source</b>	LED 600 - 1100 lumen out Colour temperature 3000/4000 K, CRI Ra 80, MacAdams 3
<b>Ballast</b>	Fixed output (HF), DALI dimmable (10-100%)
<b>Material/colour</b>	Housing in die-cast aluminium, painted in polyester powder paint in colour grey (RAL 9006), White (RAL 9016) or Black (RAL 9005). Diffuser is in impact resistant opal polycarbonate (PC)
<b>Dimension (mm)</b>	W: 62 L: 368 H: 66

## A70-WG

 Glamox



A70-WG is a modern gooseneck luminaire with a powerful LED light source and flexible arm. The light source is positioned well inside the lamp head, in order to avoid glare. This makes it possible to focus the concentrated reading light exactly where it is required, without disturbing the surroundings. The gooseneck design makes it easy to change the direction of the light. The aluminium lamp head is designed to divert heat. The user will not experience any discomfort when handling the luminaire while it is lit. A70-WG is an excellent bedside reading light.

<b>Light source</b>	LED 300 lumen out Light source information: 3000/4000 Kelvin, CRI 80, MacAdams 3. Lifetime LED: Up to 60.000h Ta25. For precise technical information please see the data sheet on item level. (Use on right side)
<b>Ballast</b>	Integrated dimmable driver (100-1%) with an integrated switch. USB-charger for mobile phone and tablet provide 2,5A / 5V.
<b>Material/colour</b>	The housing in black (RAL 9005) is made of solid PA (polyamide), gooseneck is produced with solid material and is coated in black rubber. The head is made in aluminium. Selection of different decor plates.
<b>Dimension (mm)</b>	W: 91 L: 200 H: 110 W: 91 L: 200 H: 151



## A71-SQ

 Glamox



A71-SQ is a compact LED luminaire for surface mounting on walls and ceilings. It is suitable for mounting outdoors as well as indoors. The square Glamox A71-SQ is available in two different sizes, 290x290 mm and 340x340 mm. The height is only 54 mm. It has a particularly high IP rating and impact resistance class. This makes it suitable for outdoor mounting, and for indoor mounting in areas where robustness is needed. Suitable outdoor applications are building facades and entrance areas.

<b>Light source</b>	SQ290 LED 1000 lumen out SQ340 LED 1700 lumen out Light source information: 3000/4000 Kelvin, CRI 80, MacAdams 3. Lifetime LED: Up to 60.000h Ta25. For precise technical information please see the data sheet on item level. (Use on right side)
<b>Ballast</b>	Fixed output or DALI dimable AC driver (light modulation with a frequency of 100Hz)
<b>Material/colour</b>	Housing in die-cast aluminium, painted in polyester powder paint in colour grey (RAL 9006) or White (RAL 9016). Diffuser is in impact resistant opal polycarbonate (PC).
<b>Dimension (mm)</b>	W: 290 L: 290 H: 54 W: 340 L: 340 H: 54

## A90-P

 Glamox



Design: Hans Bleken Rud, EGGS


Glamox A90-P is decorative and tough luminaire with a design that satisfy both the requirements posed to an industrial luminaire and the high demands made by architects and light designers when it comes to aestheticism and functionality. Based on extensive requirements, the designers have developed a luminaire suitable for a wide range of applications. A90-P1 is designed for applications like social areas, receptions and canteens and A90-P2 for applications like production premises, warehouses, entrance halls and atriums with mounting heights up to 10-12 meters.

<b>Light source</b>	LED 1000 – 20.000 lumen out Colour temperature 3000/4000 K, CRI Ra 80, MacAdams 3
<b>Ballast</b>	Fixed output (HF) or DALI dimmable. Driver lifetime up to 100 000 h/10 % (max failure) at Ta 25°C
<b>Material/colour</b>	Luminaire top in black epoxy / polyester powder coated die-cast aluminium and component housing in injection moulded black glass reinforced polycarbonate. Cooling ribs in black anodized extruded aluminium. Reflector in anodised aluminium or opal polystyrene.
<b>Optics</b>	Wide beam - (WVB), medium beam - (MB) and narrow beam (NB) reflector in anodised aluminium. Opal reflector in polystyrene. Reflectors have to be ordered separately.
<b>Dimension (mm)</b>	Ø: 375 H: 406 Ø: 375 H: 397 Ø: 500 H: 533 Ø: 500 H: 520



# C75-P G2

 Glamox



Design: Hans Bleken Rud

If you had to choose between an elegant, contemporary design, high efficacy and light quality, what would be your choice? What you should say is “Yes please, I’ll take all of it”. And we’ll give you C75-P, a luminaire that is perfectly suited for any modern office environment, whether open office or traditional space incorporating private offices. Minimalist design The C75-P design is a tribute to minimalism. The luminaire is completely transparent when it’s not lit. When lit it creates an impression of being almost invisible, with only a thin sliver of light floating in the air.

<b>Light source</b>	LED 5000 - 7500 lumen out Colour temperature 3000/4000 K, CRI Ra 80, MacAdams 3. Tunable white (CCT)
<b>Ballast</b>	DAU driver.Driver life time up to 100.000 h/10 % (max failure) at Ta 25°C.
<b>Material/colour</b>	Powder painted aluminum body in white or black.
<b>Optics</b>	An innovative embossed transparent microprismatic optic, only 4mm thin.
<b>Dimension (mm)</b>	W: 358 L: 1306 H: 40 W: 360 L: 1305 H: 40



## C90-P

 Glamox



Design: Stefan Pettersson

It's basic knowledge for architects that light can amplify the architectural expression of a room. Hence the best luminaires look great and make their surroundings look even better. This is what our designer wanted to achieve when he designed Glamox C90-P. The result is a pendant luminaire that can make a striking impression with its bold aluminium frame and fully illuminated surface. But more importantly it has the best light quality we can offer. The star of the show or a good support Glamox C90-P can be both the centrepiece of a room and a discrete decorative product.

<b>Light source</b>	LED 2000 - 27 000 lumen out Colour temperature 3000/4000 K, CRI Ra 80, MacAdams 3Tuneable white (CCT)
<b>Ballast</b>	Electronic ballast (HF) or DALI. Driver life time up to 100.000 h/10 % (max failure) at Ta 25°C.
<b>Material/colour</b>	Aluminium body, powder coated in white or grey structure.
<b>Optics</b>	Opal (OP) or micro prismatic (MP) with dust cover on top. MP only available on 420, 570 and 870 version.
<b>Dimension (mm)</b>	Ø: 420 H: 88 Ø: 570 H: 88 Ø: 870 H: 88 Ø: 1170 H: 88



## C90-S

 Glamox



Design: Stefan Pettersson

Glamox C90-S is a surface mounted luminaire for customers with high standards. This is a high-quality product both when it comes to functionality and performance. With its bold aluminium frame and fully illuminated surface it also has an attractive, contemporary look. But more importantly it has the best light quality we can offer. After all, a good luminaire is not only a pretty object in itself it also makes its surrounding look great by showing it off in the best possible light. A versatile product A surface mounted luminaire has the advantage that it can be easily mounted in almost any kind of ceiling.

<b>Light source</b>	LED 1400 - 24 000 lumen out Colour temperature 3000/4000 K, CRI Ra 80, MacAdams 3Tuneable white (CCT)
<b>Ballast</b>	Electronic ballast (HF) or DALI. Driver life time up to 100.000 h/10 % (max failure) at Ta 25°C.
<b>Material/colour</b>	Aluminium body, powder coated in white or grey structure.
<b>Optics</b>	Opal (OP) or micro prismatic (MP). MP only available on 420, 570 and 870 version.
<b>Dimension (mm)</b>	Ø: 420 H: 88 Ø: 570 H: 88 Ø: 870 H: 88 Ø: 1170 H: 88

## C90-RC

 Glamox



Design: Stefan Pettersson

Glamox C90-RC is a recessed luminaire for customers with high standards. The diffuser is completely even illuminated. The body is available in white or black and other colours on request. Semi recessed C90-RC can be semi recessed with an accessory, which makes the luminaire drop out from the frame either 30 or 50 millimeter. Complete product family C90-RC can of course also be combined with surface or pendant mounted products in the C90 family. This way it's possible to stick with the same product family for a complete project to create a harmonious design with high quality products throughout.

<b>Light source</b>	LED 2800 lumen out Colour temperature 3000/4000 K, CRI Ra 80, MacAdams 3Tuneable white (CCT)
<b>Ballast</b>	Electronic ballast (HF) or DALI. Driver life time up to 100.000 h/10 % (max failure) at Ta 25°C.
<b>Material/colour</b>	Aluminium body, powder coated in white or black structure.
<b>Optics</b>	Opal (OP) or micro prismatic (MP)
<b>Dimension (mm)</b>	Ø: 495 H: 100 Ø: 420 H: 88



## C95-P

 Glamox



Design: Stefan Pettersson

C95-P is a family of high end interior luminaires. The family is characterized by a clean, minimalistic design and fully illuminated surfaces. The edge lit technology allows for a slim profile which reduces the influence on the ceiling height to a minimum. With the C95-P family you also get excellent light output and visual performance. The diversity and flexibility of the C95-P product family makes it suitable for a wide range of applications. With its slim and modern design, it's ideal for offices with a high finish. The family is also well suited for schools and health facilities.

<b>Light source</b>	LED 3000 - 8600 lumen out Colour temperature 3000/4000 K, CRI Ra 80 and 90, MacAdams 3 Tuneable white (CCT) Light distribution (% up/down): 20/80 or 40/60 depending on version. Only 5/95 on C95-P600x600
<b>Ballast</b>	HF or DALI. Driver life time up to 100.000 h/10 % (max failure) at Ta 25°C.
<b>Material/colour</b>	Body frame in anodized aluminum with steel plate on top. White anodized frame is available on request.
<b>Optics</b>	Micro prismatic (MP). Opal (OP) available on 600x600 version.
<b>Dimension (mm)</b>	W: 234 L: 1494 H: 42 W: 594 L: 594 H: 42 W: 234 L: 1194 H: 42

## C95-P Circle

 Glamox



Design: Hans Bleken Rud

Glamox C95-P Circle is a series of circular luminaires for pendent mounting. The clean, minimalistic design with the fully illuminated surface makes this luminaire ideal for applications like reception rooms, stairwells, social areas, offices, meeting rooms and corridors. C95-P Circle is available in two colours and four different diameters, ø375, ø525, ø675 and ø825. Why not make a design scheme by combining the different sizes? We also give you a choice between two different optics, opal and microprismatic.

<b>Light source</b>	LED 1400 - 9000 lumen out Colour temperature 3000/4000 K, CRI Ra 80, MacAdams 3 Tuneable white (CCT)
<b>Ballast</b>	Electronic ballast (HF) or DALI. Driver life time up to 100.000 h/10 % (max failure) at Ta 25°C.
<b>Material/colour</b>	Die casted aluminium body, powder coated in white or grey structure.
<b>Optics</b>	Opal (OP) or micro prismatic (MP).
<b>Dimension (mm)</b>	Ø: 382 H: 45 Ø: 532 H: 45 Ø: 682 H: 45 Ø: 832 H: 45





## C95-P100

 Glamox



C95-P is a family of high end interior luminaires. The family is characterized by a clean, minimalistic design and fully illuminated surfaces. The edge lit technology allows for a slim profile which reduces the influence on the ceiling height to a minimum. With the C95-P family you also get excellent light output and visual performance. Slim and minimalistic without compromises With the driver integrated in the fixture and only 28 millimeters high this is truly a slim luminaire without compromises. Perfect light The fully lit surface of the luminaires provides excellent lighting to office spaces and other working stations.

<b>Light source</b>	LED 5000-7000 lumen out Colour temperature 3000/4000 K, CRI Ra 80, MacAdams 3 Light distribution (% up/down): 30/70
<b>Ballast</b>	DALI. Driver life time up to 100.000 h/10 % (max failure) at Ta 25°C.
<b>Material/colour</b>	Body frame in white or grey anodized aluminum with steel plate on top. Painted black on request.
<b>Optics</b>	Micro prismatic (MP).
<b>Dimension (mm)</b>	W: 94 L: 1194 H: 28

## C95-R Circle

 Glamox



Design: Hans Bleken Rud

Glamox C95-R Circle is a series of circular luminaires for recessed mounting. The clean, minimalistic design with the fully illuminated surface makes this luminaire ideal for applications like offices, meeting rooms, classrooms and corridors. The slim profile is also a great plus for installations in rooms with limited ceiling void. C95-R Circle is available in two colours and four different diameters, ø375, ø525, ø675 and ø825. Why not make a design scheme by combining the different sizes? We also give you a choice between two different optics, opal and microprismatic.

<b>Light source</b>	LED 1200 - 8000 lumen out Colour temperature 3000/4000 K, CRI Ra 80, MacAdams 3 Tuneable white (CCT)
<b>Ballast</b>	Electronic ballast (HF) or DALI. Driver life time up to 100.000 h/10 % (max failure) at Ta 25°C.
<b>Material/colour</b>	Die casted aluminium body, powder coated in white or grey structure.
<b>Optics</b>	Opal (OP) or micro prismatic (MP).
<b>Dimension (mm)</b>	Ø: 402 H: 82 Ø: 552 H: 82 Ø: 702 H: 82 Ø: 852 H: 82

## C95-S Circle

 Glamox



Design: Hans Bleken Rud

Glamox C95-S Circle is a series of circular luminaires for surface mounting. The clean, minimalistic design with the fully illuminated surface makes this luminaire ideal for applications like social areas, offices, meeting rooms and corridors. C95-S Circle is available in two colours and four different diameters, ø375, ø525, ø675 and ø825. Why not make a design scheme by combining the different sizes? We also give you a choice between two different optics, opal and microprismatic.

<b>Light source</b>	LED 1200 - 8000 lumen out Colour temperature 3000/4000 K, CRI Ra 80, MacAdams 3 Tuneable white (CCT)
<b>Ballast</b>	Electronic ballast (HF) or DALI. Driver life time up to 100.000 h/10 % (max failure) at Ta 25°C.
<b>Material/colour</b>	Die casted aluminium body, powder coated in white or grey structure.
<b>Optics</b>	Opal (OP) or micro prismatic (MP).
<b>Dimension (mm)</b>	Ø: 382 H: 45 Ø: 532 H: 45 Ø: 682 H: 45 Ø: 832 H: 45

## Adapt-F 1 Desk Front

 LUXO



Luxo Adapt is a family of freestanding luminaires that are flexible enough to cover every office plan. With Luxo quality and a clean Scandinavian design, you can be confident that an Adapt product will complement any professional interior. The collection can be fitted with up to seven different head options that fulfil the toughest light requirements from one up to four desks on a single pole luminaire. In environments where desks are clustered together in groups, Adapt can give a calmer and neater look for the office. Adapt-F 1 Desk Front is placed on the front of a desk and covers one workplace.

<b>Light source</b>	LED 12000 lumen out Colour temperature 3000/4000 K, CRI Ra 80, MacAdams 3. Tuneable white (CCT) 12000 lumen out.
<b>Ballast</b>	DALI - Dimmable as standard
<b>Material/colour</b>	Aluminium body and pole. Foot in steel. Powder coated in black, white or grey matte structure paint.
<b>Optics</b>	Microprismatic (MP) diffuser with silk layer for glare control.
<b>Dimension (mm)</b>	W: 322 L: 930 H: 33

## Adapt-F 1 Desk Side

LUXO



Luxo Adapt is a family of freestanding luminaires that are flexible enough to cover every office plan. With Luxo quality and a clean Scandinavian design, you can be confident that an Adapt product will complement any professional interior. The collection can be fitted with up to seven different head options that fulfil the toughest light requirements from one up to four desks on a single pole luminaire. In environments where desks are clustered together in groups, Adapt can give a calmer and neater look for the office.

<b>Light source</b>	LED 11000 lumen out Colour temperature 3000/4000 K, CRI Ra 80, MacAdams 3. Tuneable white (CCT) 10000 lumen out.
<b>Ballast</b>	DALI - Dimmable as standard
<b>Material/colour</b>	Aluminium body and pole. Foot in steel. Powder coated in black, white or grey matte structure paint.
<b>Optics</b>	Microprismatic (MP) diffuser with silk layer for glare control.
<b>Dimension (mm)</b>	W: 490 L: 490 H: 33

## Adapt-F 2 Desk Corner

LUXO



Luxo Adapt is a family of freestanding luminaires that are flexible enough to cover every office plan. With Luxo quality and a clean Scandinavian design, you can be confident that an Adapt product will complement any professional interior. The collection can be fitted with up to seven different head options that fulfil the toughest light requirements from one up to four desks on a single pole luminaire. In environments where desks are clustered together in groups, Adapt can give a calmer and neater look for the office.

<b>Light source</b>	LED 14000 lumen out Colour temperature 3000/4000 K, CRI Ra 80, MacAdams 3. Tuneable white (CCT) 14000 lumen out.
<b>Ballast</b>	DALI - Dimmable as standard
<b>Material/colour</b>	Aluminium body and pole. Foot in steel. Powder coated in black, white or grey matte structure paint.
<b>Optics</b>	Microprismatic (MP) diffuser with silk layer for glare control.
<b>Dimension (mm)</b>	W: 490 L: 930 H: 33



## Adapt-F 2 Desk Front

LUXO



Luxo Adapt is a family of freestanding luminaires that are flexible enough to cover every office plan. With Luxo quality and a clean Scandinavian design, you can be confident that an Adapt product will complement any professional interior. The collection can be fitted with up to seven different head options that fulfil the toughest light requirements from one up to four desks on a single pole luminaire. In environments where desks are clustered together in groups, Adapt can give a calmer and neater look for the office. Adapt 2 Desk Front is placed on the front of two desks and covers both workplaces.

<b>Light source</b>	LED 2x12000 lumen out Colour temperature 3000/4000 K, CRI Ra 80, MacAdams 3. Tuneable white (CCT) 2x12000 lumen out.
<b>Ballast</b>	DALI - Dimmable as standard
<b>Material/colour</b>	Aluminium body and pole. Foot in steel. Powder coated in black, white or grey matte structure paint.
<b>Optics</b>	Microprismatic (MP) diffuser with silk layer for glare control.
<b>Dimension (mm)</b>	W: 551 L: 930 H: 33

## Adapt-F 2 Desk Side

LUXO



Luxo Adapt is a family of freestanding luminaires that are flexible enough to cover every office plan. With Luxo quality and a clean Scandinavian design, you can be confident that an Adapt product will complement any professional interior. The collection can be fitted with up to seven different head options that fulfil the toughest light requirements from one up to four desks on a single pole luminaire. In environments where desks are clustered together in groups, Adapt can give a calmer and neater look for the office.

<b>Light source</b>	LED 2x11000 lumen out Colour temperature 3000/4000 K, CRI Ra 80, MacAdams 3. Tuneable white (CCT) 2x10000 lumen out.
<b>Ballast</b>	DALI - Dimmable as standard
<b>Optics</b>	Microprismatic (MP) diffuser with silk layer for glare control.
<b>Dimension (mm)</b>	W: 948 L: 490 H: 33



## Adapt-F 3 Desk

LUXO



Luxo Adapt is a family of freestanding luminaires that are flexible enough to cover every office plan. With Luxo quality and a clean Scandinavian design, you can be confident that an Adapt product will complement any professional interior. The collection can be fitted with up to seven different head options that fulfil the toughest light requirements from one up to four desks on a single pole luminaire. In environments where desks are clustered together in groups, Adapt can give a calmer and neater look for the office. Adapt 3 Desk Adapt 3 Desk covers three work areas and is placed on the corner of two desk and in front of one desk.

<b>Light source</b>	LED 1x14000, 1x12000 lumen out Colour temperature 3000/4000 K, CRI Ra 80, MacAdams 3. Tuneable white (CCT) 1x14000, 1x12000 lumen out.
<b>Ballast</b>	DALI - Dimmable as standard
<b>Material/colour</b>	Aluminium body and pole. Foot in steel. Powder coated in black, white or grey matte structure paint.
<b>Optics</b>	Microprismatic (MP) diffuser with silk layer for glare control.
<b>Dimension (mm)</b>	W: 719 L: 930 H: 33

## Adapt-F 4 Desk

LUXO



Luxo Adapt is a family of freestanding luminaires that are flexible enough to cover every office plan. With Luxo quality and a clean Scandinavian design, you can be confident that an Adapt product will complement any professional interior. The collection can be fitted with up to seven different head options that fulfil the toughest light requirements from one up to four desks on a single pole luminaire. In environments where desks are clustered together in groups, Adapt can give a calmer and neater look for the office. Adapt 4 Desk Adapt 4 Desk covers four work areas and is placed in the middle of four desks.

<b>Light source</b>	LED 2x14000 lumen out Colour temperature 3000/4000 K, CRI Ra 80, MacAdams 3. Tuneable white (CCT) 2x14000 lumen out.
<b>Ballast</b>	DALI - Dimmable as standard
<b>Material/colour</b>	Aluminium body and pole. Foot in steel. Powder coated in black, white or grey matte structure paint.
<b>Optics</b>	Microprismatic (MP) diffuser with silk layer for glare control.
<b>Dimension (mm)</b>	W: 887 L: 930 H: 33



## Free-F

LUXO



Design: Björn Stesjö

Our fashionable Free series is a family of office luminaires with great light output and maximum flexibility. Free provides an attractive combination of upward and downward light distribution. The free-standing Free-F (F=Floor) is easy to install and move around, and is available in black, white or silver grey finish. The Free series also includes a wall model and a table mounted model. Free-F combines modern screen-printed glass with cast aluminium, in a contemporary design. Dimming and daylight/ presence detection sensors are optional.

<b>Light source</b>	LED Single head 8800 - 14 400 lumen out LED Double head version 2x10 000 lumen out Colour temperature 3000/4000 Kelvin, CRI Ra 80, MacAdams 3
<b>Ballast</b>	Electronic ballast (HF), digital dimming (HFDd).
<b>Material/colour</b>	White, silver grey or black aluminium body and solid steel base. Double or single version.
<b>Optics</b>	Indirect wide beam reflector WBU in combination with screen-printed plain glass (BL/GL) or prismatic glass (PR/GL)
<b>Dimension (mm)</b>	W: 320 L: 575 H: 40 W: 320 L: 1168 H: 40 W: 320 L: 575 H: 2000

## Motus Floor

LUXO



Design: Hans Bleken Rud, Andreas Murray


Motus is movement. The ingenious 3-way movement lets your hand seamlessly set the head of Motus Floor in any position. Motus Floor The floor version comes with a choice of arm. It is available with one or two joints, adding to the flexibility of the luminaire. Both versions have the characteristic cup-shaped lamp head, with symmetric light output and the same flexible joint between lamp head and arm. Freestanding luminaires are easy to move around, offering a great deal of flexibility when arranging the lighting scheme in a room. Luxo Colour Concept Motus Floor is available in the Luxo Colour Concept.

<b>Light source</b>	LED 800 lumen out when at 4000K Colour rendition index (CRI) 90 Dim to warm (D2W 4000-2700K), seamless dim Dims down to 10%
<b>Material/colour</b>	Motus Floor has a powder painted aluminium arm, head and base. Standard colours are black and white or any of the available colours in Luxo Colour Concept (Colour codes as below) Estate Green - S 4520-G Pleasant Green - S 2520-G30Y Silk Teal - S 2015-B70G Mild Citrus - S 1015-G50Y
<b>Optics</b>	Symmetric light output with opal diffuser.
<b>Dimension (mm)</b>	Ø: 96 H: 1010 Ø: 96 H: 1054



## SVA

LUXO



Design: Andreas Murray, Hans Bleken Rud

SVA makes us think about these rock formations so typical for the Nordic coastal line. With its naked weathered surface, they are both rough and elegant, just as Luxo's pendant design - professional quality SVA is designed as a modern scandinavian luminaire with quality and technique that meets the high demands of professional projects. Please see brochure under downloads for more information or look at technical description. Luxo Colour Concept In addition to white black and grey, SVA is also available in Luxo Colour Concept.

<b>Light source</b>	LED 1000-2000 lumen out Colour temperature 2700, 3000 or 4000 K, CRI Ra 80 (90 on request), MacAdams 3, Tuneable white 2700-6500 K
<b>Ballast</b>	DALI driver combined with switch/dim for dimming with regular push button. Driver mounted in ceiling cup.
<b>Material/colour</b>	Steel shade in white, black or grey Also available in Luxo Colour Concept, see colour codes underneath Estate Green - S 4520-G Pleasant Green - S 2520-G30Y Silk Teal - S 2015-B70G Mild Citrus - S 1015-G50Y
<b>Optics</b>	Cone diffuser inside a white painted reflector
<b>Dimension (mm)</b>	Ø: 250 H: 168 Ø: 350 H: 203 Ø: 500 H: 246

## ELV

LUXO



Design: Hans Bleken Rud, Andreas Murray

The mirror-like surface of ELV bring to mind how the running water of a stream curiously imitates its surroundings, giving it a new and fascinating appearance. The glass surface seems solid and reflects the room. However when lit, the diffuser is revealed adding an element of surprise Glass shade ELV has a dark specular glass shade. By using a traditional glass blowing technique each piece will have its unique differences. The luminaire has a cup shaped diffuser inside the glass shade which gives a soft and pleasant light.

<b>Light source</b>	LED 700-1400 lumen out Colour temperature 2700, 3000 or 4000 K, CRI Ra 80 (90 on request), MacAdams 3 Tuneable white 2700-6500 K
<b>Ballast</b>	DALI driver combined with switch/dim for dimming with regular push button. Driver mounted in ceiling cup
<b>Material/colour</b>	Cup diffuser inside a dark glass shade The shade is manufactured using a classic glass blowing technique, minor differences in the finish can occur between the individual glass shades
<b>Optics</b>	Cup diffuser inside a dark specular glass shade
<b>Dimension (mm)</b>	Ø: 250 H: 168 Ø: 350 H: 203 Ø: 500 H: 246



# SNÖ

LUXO



Design: Hans Bleken Rud, Andreas Murray

Have you ever seen how the first snowfall softens its surrounding, giving all things a mellow presence? This comes to mind when we see SNÖ. Its soft design suits every environment. Can very well stand alone, or in groups combining different sizes. Glass dome SNÖ has a semi-transparent glass dome. By using a traditional glass forming technique each piece will have its unique differences. The luminaire has a light source embedded in a round soft diffuser which seems to be floating inside the glass dome.

<b>Light source</b>	LED 700-1400 lumen out Colour temperature 2700, 3000 or 4000 K, CRI Ra 80 (90 on request), MacAdams 3 Tuneable white 2700-6500 K
<b>Ballast</b>	DALI driver combined with switch/dim for dimming with regular push button Driver mounted in ceiling cup
<b>Material/colour</b>	Silicone diffuser inside a white painted glass dome The dome is manufactured using a classic glass blowing technique, minor differences in the finish can occur between the individual glass domes
<b>Optics</b>	Silicone diffuser inside a white painted glass dome
<b>Dimension (mm)</b>	Ø: 250 H: 226 Ø: 480 H: 350 Ø: 360 H: 270

# DIS

LUXO



Design: Andreas Murray, Hans Bleken Rud

DIS reminds us of a thick early morning mist when the sun barely glazes through. The shape grows organically with a continuous curvature, giving each dome the perfect form relative to its size. This makes it suitable as a stand-alone luminaire, as well as combined in clusters. DIS has a calming, natural look with a diffuse glass dome and a growing light intensity. DIS has a matt frosted glass dome. By using a traditional glass forming technique, each piece will feature its own unique finish. The light source is centralized within the dome and emits a light that grows from the inside of the luminaire.

<b>Light source</b>	LED 700-1400 lumen out Colour temperature 2700, 3000 or 4000 K, CRI Ra 80 (90 on request), MacAdams 3 Tuneable white 2700-6500 K
<b>Ballast</b>	DALI driver combined with switch/dim for dimming with regular push button Driver mounted in ceiling cup
<b>Material/colour</b>	Silicone diffuser inside an acid treated glass dome. The dome is manufactured using a classic glass blowing technique, minor differences in the finish can occur between the individual glass domes
<b>Optics</b>	The LED source is pendant inside the glass dome
<b>Dimension (mm)</b>	Ø: 250 H: 226 Ø: 480 H: 350 Ø: 360 H: 270





# LUN

LUXO



Design: Hans Bleken Rud, Andreas Murray

LUN lets you linger in the slow Scandinavian twilight. Its soothing and inviting qualities thoughtfully evoke a sense of tranquillity and possibilities. LUN is designed to recreate the delicate Nordic light. The pendant takes the form of a sphere. It radiates a soft and diffused light, creating a calm atmosphere of comfort. LUN is available in three different sizes, allowing you to find the perfect fit for any environment. Nordic Collection is a series of decorative luminaires inspired by elements in the Nordic nature. The Nordic Collection series is based on the same light technology with different shade design variants and diffusers for any project demanding high performance in light as well as design.

<b>Light source</b>	LED 700, 1000 & 1400 lumen out. Colour temperature 2700, 3000 or 4000 K, CRI Ra 80 (90 on request), MacAdams 3.
<b>Ballast</b>	DALI driver combined with switch/dim option for dimming with regular push button. Driver mounted in ceiling cup or as in-track driver for track mounting.
<b>Material/colour</b>	Frosted glass dome. Plastic black top.
<b>Optics</b>	Polycarbonate opalic inner diffuser.
<b>Dimension (mm)</b>	Ø: 250 H: 266 Ø: 300 H: 319 Ø: 350 H: 367

# ALP

LUXO



Design: Hans Bleken Rud, Andreas Murray

Indulge in the beauty of ALP's elegant form and sleek lines, as it beckons you to discover a world of majestic peaks and the grand Nordic landscape. ALP thrives in social areas and public spaces, effortlessly creating a captivating ambiance. With the confidence to make a statement on its own, it adds a touch of uniqueness when combined in various sizes and colours. ALP introduces a contemporary aesthetic with its powder-coated steel shade, giving it a modern look and feel, adding a touch of sophistication.

<b>Light source</b>	LED 700, 1000 & 1400 lumen out. Colour temperature 2700, 3000 or 4000 K, CRI Ra 80 (90 on request), MacAdams 3.
<b>Ballast</b>	DALI control gear combined with ON/OFF and dimming option for dimming with a normal push-button. The control gear is supplied in the canopy or optionally as an in-track control gear for track mounting.
<b>Material/colour</b>	Powder-painted steel shade in black and white. Also available in Luxo Colour Concept.
<b>Optics</b>	Polycarbonate opalic inner diffuser.
<b>Dimension (mm)</b>	Ø: 227 H: 176 Ø: 369 H: 229 Ø: 599 H: 266



# FRÖ

LUXO



Design: Hans Bleken Rud, Andreas Murray

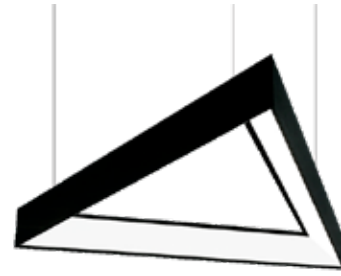
FRÖ is the core of all pendants in the Nordic Collection. With its clean lines and satin-smooth finishes, it blooms by itself and when united with other FRÖ pendants. The pendant is found in three variations, each inviting you to embrace the beauty of nature's spectacle. Unleash a flourishing harmony by arranging FRÖ in groups, aligning them in lines, or suspending them at different heights.

- Light source** LED 700 lumen (BL/CONE) or 1000 lumen (OP/CONE or OP/TUBE) Colour temperature 2700, 3000 or 4000 K, CRI Ra 80 (90 on request), MacAdams 3.
- Ballast** DALI driver combined with switch/dim option for dimming with regular push button.  
Driver mounted in ceiling cup or as in-track driver for track mounting.
- Material/colour** Top engine in aluminium with black polycarbonate cover. Diffuser in solid black or opalic polycarbonate.
- Optics** Polycarbonate diffuser in solid black (BL/CONE) or diffused opalic (OP/CONE or OP/TUBE).
- Dimension (mm)**  
Ø: 110 H: 176  
Ø: 182 H: 167  
Ø: 182 H: 160



# TRIANGLE

ES-SYSTEM



Creating structures TRIANGLE is a luminaire with unlimited possibilities for the creation of three-dimensional structures thanks to a combination of larger and smaller versions as well as the classic colors of black and white and different mounting heights. Applications To maximize the potential of TRIANGLE it's preferably used in large open areas such as entrances, receptions or other open social areas. Unique look The extruded aluminum profile with an asymmetrically mounted microprismatic or opalized diffuser gives the luminaire a unique look. TRIANGLE can also be surface mounted with brackets.

Light source	LED 3500 - 7600 lumen out Colour temperature 3000/4000 K, CRI Ra 80, MacAdams 3
Ballast	HF or DALI Driver life time up to 100.000 h/10 % (max failure) at Ta 25°C.
Material/colour	Powder painted aluminium frame in black or white. Other colours on request.
Optics	Symmetric light distribution with opal diffuser Microprism on request
Dimension (mm)	W: 1300 L: 1126 H: 80 W: 650 L: 563 H: 80



## L-1 P

LUXO



No springs attached Even though the L-1 Pendant hangs from the ceiling rather than protruding from a surface, it's unmistakably a L-1. The perfect curving of the bell, the reassuring weight of the components, the softness of the light – it's all there. It's just got no springs attached. Change the ambience with Dim to warm As a complement to the fixed light colors we also have L-1 P with tuneable light temperature. This option allows you adjust the colour temperature from standard white light, to warm amber simply by using the DALI-dimmer.

<b>Light source</b>	LED 700 - 1500 lumen out. Colour temperature 3000/4000K, CRI Ra 80, MacAdams 3 Dim to Warm (D2W) dimming 3000 – 1900 Kelvin. E27 version without light source
<b>Ballast</b>	Fixed output (HF), DALI dimmable (100-1%) DALI Dim to Warm (D2W) 3000 – 1900 Kelvin.
<b>Material/colour</b>	Aluminium shade in white, black or silver grey colour, also available in Luxo Colour Concept.
<b>Optics</b>	Symmetric light output. Inner shade painted white for maximum efficiency. L-1 P has a opalic diffuser for a softer light and to avoid glare.
<b>Dimension (mm)</b>	Ø: 180 H: 200 Ø: 280 H: 310 Ø: 380 H: 420

## L-1 W

LUXO



Design: Jac Jacobsen

A quiet presence It was already a success. Launched in 1937, the L-1 task light was already established as the proverbial cool task light and a must-have item on the desk of any ambitious designer, architect, artist or writer. It even came with a special wall mounting bracket for those whose illuminative needs transgressed the horizontal plane. But... There's always a but, especially in creative circles.

<b>Light source</b>	LED 700 lumen out. Colour temperature 3000K, CRI Ra 80, MacAdams 3
<b>Material/colour</b>	Steel arm and aluminium shade. Colours: white or black, also available in Luxo Colour Concept.
<b>Optics</b>	Symmetric light output with a opalic diffuser for a softer light and to avoid glare.
<b>Dimension (mm)</b>	Ø: 155 H: 175



## MINI GAMMA



MINI GAMMA is a LED luminaire for recessed installation on walls. Well suited for use in staircases where it provides increased safety on stairs. Available in different designs. MINI GAMMA is manufactured with luminaire housing in die-cast aluminium. Polyester powder coated paint finish. Black or white. Frame in brushed stainless steel as option. The diffuser is supplied in opal tempered glass. The luminaire has silicone gasket and all screws are made of stainless steel. The mounting box is included and is made of technopolymer.

<b>Light source</b>	LED 100 - 500 lumen out. Colour temperature 4000 K, CRI Ra 80, MacAdams 3. On request: 3000 K
<b>Ballast</b>	Fixed output (HF).
<b>Material/colour</b>	Luminaire housing in die-cast aluminium. Polyester powder coated paint finish. Black (RAL 9005) or white (close to RAL 9001). Frame in brushed stainless steel as option. Diffuser in opal tempered glass. Silicone gasket. Screws made of stainless steel.
<b>Dimension (mm)</b>	W: 100 L: 230 H: 75 W: 75 L: 230 H: 100

## Motus Pendant



Design: Hans Bleken Rud, Andreas Murray

A small pendant luminaire complements the Motus family. The pendant measures only 18 cm, and will fit in with most projects. Suitable for mounting over a small table or in a cluster over a seating group. Although of modest size, the light output is excellent, making Motus Pendant more than just a decorative element in the room. Control Motus Pendant is available with a DALI/Switch-dim driver. More information. Read more about the whole motus family and the Luxo Colour Concept here: <https://glamox.com/gsx/motus> <https://glamox.com/gsx/colour-concept>

<b>Light source</b>	LED 700-1400 lumen out. Colour temperature 2700, 3000 or 4000 K, CRI Ra 80 (90 on request), MacAdams 3Tuneable white 2700-6500 K
<b>Ballast</b>	DALI driver combined with switch/dim for dimming with regular push button Driver mounted in ceiling cup
<b>Material/colour</b>	Powder painted steel shade in matt black or white. Also available in Luxo Colour Concept, see colour codes underneath Estate Green - S 4520-G Pleasant Green - S 2520-G30Y Silk Teal - S 2015-B70G Mild Citrus - S 1015-G50Y
<b>Optics</b>	An oval opal diffuser inside of the steel shade
<b>Dimension (mm)</b>	Ø: 180 H: 100 Ø: 253 H: 142 Ø: 330 H: 183



## Motus Line

LUXO



Design: Hans Bleken Rud, Andreas Murray

Motus Line is a pendant luminaire designed for mounting directly above your head at your workstation. Like the other members of the Motus family it has a sleek Scandinavian design. Motus Line is molded from one piece, with a monolithic shape devoid of cuts and irregularities. A high efficacy combined with excellent glare control and impeccable lighting uniformity on the working surface are among the features that allow this luminaire to fulfil the highest expectations in terms of performance in addition to providing exquisite aesthetics. Motus Line makes the adjustment of light for each individual workplace an easy task. Equipped with two infrared switches you can set the light level to your personal preference for both the indirect and direct light by giving the switches a light touch.

<b>Light source</b>	LED 4000 - 6000 lumen out 830, 840 CCT/TCE, MacAdams 3, CRI90 on request
<b>Ballast</b>	DALI, DALI-CLO, W.D.
<b>Material/colour</b>	Body in two standard colours: white or black. Extruded aluminium profile.
<b>Optics</b>	State-of-the-art edge-lit 5 layer microprismatic (MP) optics consisting of: 1. 2 mm PMMA microprism 2. Diffusing foil 3. LGP panel 4. Reflective foil 5. Tightening foam
<b>Dimension (mm)</b>	W: 104    L: 1346    H: 44

## Motus Wall

LUXO



Design: Andreas Murray, Hans Bleken Rud

Motus is movement. The ingenious 3-way movement lets your hand seamlessly set the head of Motus Wall in any position. Motus Wall. The wall version of Motus is suitable as a bed light. Motus Wall has the characteristic cup-shaped lamp head, with symmetric light output. Motus Wall can be delivered with integrated power supply in wall mount for recessed cable installations. Motus Wall also comes as a version with 1.8 meter cable and plug (CP1.8). Luxo Colour Concept Motus Wall is available in the Luxo Colour Concept.

<b>Light source</b>	LED 800 lumen out when at 4000K Colour rendition index (CRI) 90 Dim to warm (D2W 4000-2700K), seamless dimDims down to 10%
<b>Material/colour</b>	Motus Wall has a powder painted aluminium wall base and head. Standard colours are black and white or any of the available colours in Luxo Colour Concept (Colour codes as below) Estate Green - S 4520-G Pleasant Green - S 2520-G30Y Silk Teal - S 2015-B70G Mild Citrus - S 1015-G50Y
<b>Optics</b>	Symmetric light output with opal diffusor.
<b>Dimension (mm)</b>	W: 165    L: 96    H: 98



## MODERNA2-R

ES-SYSTEM



The MODERNA 2 system is a family of recessed luminaires with a low glare rating, thereby protecting against excessive fatigue and gradual deterioration of vision. It uses efficient, energy-saving LED light. The specially designed optics provide a highly uniform illumination and exceptional working comfort. The luminaires minimalist design fits seamlessly in modern, austere interiors without dominating their décor. Suitable for installation in a ceiling grid or plasterboard ceiling using additional mounting brackets.

<b>Light source</b>	LED 2700 - 5400 lumen out Colour temperature 3000/4000 K, CRI Ra 80, MacAdams 3
<b>Ballast</b>	HF or DALI. Driver life time up to 100.000 h/10 % (max failure) at Ta 25°C.
<b>Material/colour</b>	Body in white or black painted steel.
<b>Optics</b>	Available with Microprismatic diffuser (MP) white reflector (VWH) and black reflector (BL).
<b>Dimension (mm)</b>	W: 597 L: 597 H: 45 W: 595 L: 595 H: 47 W: 597 L: 597 H: 47 W: 597 L: 597 H: 38 W: 597 L: 297 H: 38 W: 297 L: 1197 H: 38 W: 147 L: 1197 H: 38 W: 622 L: 622 H: 38


## Modul-R100

LUXO



Modul is a series of recessed luminaires that combines functionality, performance and design. These are low glare luminaires with high efficiency and shallow recess depth, which make them well suited for installation in ceilings with little head room. Lines of light in the ceiling Modul-R100 is a narrow 96mm luminaire which is offered in three different lengths. Mounting two or more luminaires end to end will create lines of light in the ceiling. Modul-R100 is available with opal acrylic diffuser or microprismatic optics. Dimming is optional.

<b>Light source</b>	LED 1200 - 4400 lumen out Colour temperature 3000/4000 K, CRI 80, MacAdams 3
<b>Ballast</b>	Electronic ballast (HF), or DALI. Driver life time up to 100.000 h/10 % (max failure) at Ta 25°C.
<b>Material/colour</b>	White steel body.
<b>Optics</b>	Opal diffuser type OP or microprismatic diffuser MP.
<b>Dimension (mm)</b>	W: 96 L: 1196 H: 73 W: 96 L: 1196 H: 79 W: 96 L: 596 H: 73





## FX35-P

ES-SYSTEM



FX family is an elegant and timeless linear system that allows for creating captivating arrangements in any interior. Its modern design and simple construction make it a great choice for general as well as decorative lighting, both in private interiors and public buildings. 4 optics versions designed to suit specific applications: REFLECTOR – hotels, museums, shopping centers; LOUVRE – offices; MICROPRISMATIC – offices, schools; OPAL – communication routes. A high quality satin diffuser for even light dispersion.

<b>Light source</b>	LED 1400 - 5600 lumen out Colour temperature 3000/4000 Kelvin, CRI Ra 80, MacAdams 3.
<b>Ballast</b>	Available with constant light (HF) and dimmable (DALI) drivers. Driver life time up to 100.000 h/10 % (max failure) at Ta 25°C.
<b>Material/colour</b>	Body in extruded anodized aluminum with end caps in die-casted aluminum. Could also be delivered in white or black.
<b>Optics</b>	Available with Opal diffuser (OP), Microprismatic diffuser (MP) black reflector (DK) and silver parabolic louvers (SMP).
<b>Dimension (mm)</b>	W: 35    L: 961    H: 65 W: 35    L: 1438    H: 65 W: 35    L: 1915    H: 65 W: 35    L: 1012    H: 65 W: 35    L: 1512    H: 65 W: 35    L: 2012    H: 65 W: 35    L: 1920    H: 65 W: 35    L: 963    H: 65 W: 35    L: 1441    H: 65

## FX35-R

ES-SYSTEM



FX family is an elegant and timeless linear system that allows for creating captivating arrangements in any interior. Its modern design and simple construction make it a great choice for general as well as decorative lighting, both in private interiors and public buildings. 4 optics versions designed to suit specific applications: REFLECTOR – hotels, museums, shopping centers; LOUVRE – offices; MICROPRISMATIC – offices, schools; OPAL – communication routes. A high quality satin diffuser for even light dispersion.

<b>Light source</b>	LED 1400 - 5600 lumen out Colour temperature 3000/4000 Kelvin, CRI Ra 80, MacAdams 3.
<b>Ballast</b>	Available with constant light (HF) and dimmable (DALI) drivers. Driver life time up to 100.000 h/10 % (max failure) at Ta 25°C.
<b>Material/colour</b>	Body and end caps in extruded anodized aluminum, white color.
<b>Optics</b>	Available with Opal diffuser (OP), Microprismatic diffuser (MP) black reflector (DK) and silver parabolic louvers (SMP).
<b>Dimension (mm)</b>	W: 51    L: 973    H: 108 W: 51    L: 1450    H: 108 W: 51    L: 1927    H: 108 W: 51    L: 1023    H: 108 W: 51    L: 1523    H: 108 W: 51    L: 2023    H: 108 W: 51    L: 1019    H: 108 W: 51    L: 1519    H: 108 W: 51    L: 2019    H: 108

# FX45-P

ES-SYSTEM




FX family is an elegant and timeless linear system that allows for creating captivating arrangements in any interior. Its modern design and simple construction make it a great choice for general as well as decorative lighting, both in private interiors and public buildings. 4 optics versions designed to suit specific applications: REFLECTOR – hotels, museums, shopping centers; LOUVRE – offices; MICROPRISMATIC – offices, schools; OPAL – communication routes. A high quality satin diffuser for even light dispersion.

<b>Light source</b>	LED 2000 - 7000 lumen out Colour temperature 3000/4000 Kelvin, CRI Ra 80, MacAdams 3.
<b>Ballast</b>	Available with constant light (HF) and dimmable (DALI) drivers. Driver life time up to 100.000 h/10 % (max failure) at Ta 25°C.
<b>Material/colour</b>	Body in extruded anodized aluminum with end caps in die-casted aluminum. Could also be delivered in white or black.
<b>Optics</b>	Available with Opal diffuser in polycarbonate (OP/PC), Micro-prismatic diffuser (MP) white or black reflector (WT or DK) and silver parabolic louvers (SMP).
<b>Dimension (mm)</b>	W: 44 L: 1519 H: 65 W: 44 L: 1015 H: 65 W: 44 L: 1006 H: 65 W: 44 L: 1506 H: 65 W: 44 L: 2006 H: 65 W: 44 L: 2023 H: 65 W: 45 L: 1086 H: 65 W: 45 L: 1626 H: 65 W: 44 L: 1086 H: 65 W: 44 L: 1626 H: 65 W: 44 L: 2166 H: 65

# FX45-R

ES-SYSTEM



FX family is an elegant and timeless linear system that allows for creating captivating arrangements in any interior. Its modern design and simple construction make it a great choice for general as well as decorative lighting, both in private interiors and public buildings. 4 optics versions designed to suit specific applications: REFLECTOR – hotels, museums, shopping centers; LOUVRE – offices; MICROPRISMATIC – offices, schools; OPAL – communication routes. A high quality satin diffuser for even light dispersion.

<b>Light source</b>	LED 2000 - 5000 lumen out Colour temperature 3000/4000 Kelvin, CRI Ra 80, MacAdams 3.
<b>Ballast</b>	Available with constant light (HF) and dimmable (DALI) drivers. Driver life time up to 100.000 h/10 % (max failure) at Ta 25°C.
<b>Material/colour</b>	Body and end caps in extruded anodized aluminum, white color.
<b>Optics</b>	Available with Opal diffuser in polycarbonate (OP/PC), Micro-prismatic diffuser (MP) white or black reflector (WT or DK) and silver parabolic louvers (SMP).
<b>Dimension (mm)</b>	W: 59 L: 1026 H: 108 W: 59 L: 1529 H: 108 W: 59 L: 2032 H: 108 W: 59 L: 1019 H: 108 W: 59 L: 1519 H: 108 W: 59 L: 2019 H: 108 W: 59 L: 1638 H: 65

## FX65 FLOW

ES-SYSTEM



FX family is an elegant and timeless linear system that allows for creating captivating arrangements in any interior. Its modern design and simple construction make it a great choice for general as well as decorative lighting, both in private interiors and public buildings. FX65 FLOW is a pendant lighting system made of smooth, rectangular extruded aluminum profile that is suitable for creating circular and bent structures. The optics consist of a non-yellowing opalized PMMA diffuser for evenly diffused light. The overlapped diffuser eliminates light leakage at the luminaire's connecting points.

<b>Light source</b>	LED 6000 - 27 000 lumen out Colour temperature 3000/4000 Kelvin, CRI Ra 80, MacAdams 3.
<b>Material/colour</b>	Body in extruded aluminum. White or black.
<b>Optics</b>	Available with Opal diffuser in polycarbonate (OP/PC) or microprismatic in PMMA
<b>Dimension (mm)</b>	Ø: 1000 H: 80 Ø: 1500 H: 80 Ø: 2000 H: 80 Ø: 3000 H: 80

## FX65-P

ES-SYSTEM



FX family is an elegant and timeless linear system that allows for creating captivating arrangements in any interior. Its modern design and simple construction make it a great choice for general as well as decorative lighting, both in private interiors and public buildings. 3 optics versions designed to suit specific applications: LOUVRE – offices; MICROPRISMATIC – offices, schools; OPAL – communication routes. A high quality satin diffuser for even light dispersion. Microprisma for great lighting uniformity and glare protection and a louvre for the highest performance and working comfort.

<b>Light source</b>	LED 3000 - 10 000 lumen out Colour temperature 3000/4000 Kelvin, CRI Ra 80, MacAdams 3.
<b>Ballast</b>	Available with constant light (HF) and dimmable (DALI) drivers. Driver life time up to 100.000 h/10 % (max failure) at Ta 25°C.
<b>Material/colour</b>	Body in extruded anodized aluminum with end caps in die-casted aluminum. Could also be delivered in white or black.
<b>Optics</b>	Available with Opal diffuser in polycarbonate (OP/PC), Microprismatic diffuser (MP) and silver parabolic louvers (SMP).
<b>Dimension (mm)</b>	W: 65 L: 1006 H: 80 W: 65 L: 1015 H: 80 W: 65 L: 1506 H: 80 W: 65 L: 1515 H: 80 W: 65 L: 1519 H: 80 W: 65 L: 2006 H: 80 W: 65 L: 2023 H: 80



## FX65-R

ES-SYSTEM



FX family is an elegant and timeless linear system that allows for creating captivating arrangements in any interior. Its modern design and simple construction make it a great choice for general as well as decorative lighting, both in private interiors and public buildings. 3 optics versions designed to suit specific applications: LOUVRE – offices; MICROPRISMATIC – offices, schools; OPAL – communication routes. A high quality satin diffuser for even light dispersion. Microprisma for great lighting uniformity and glare protection and a louvre for the highest performance and working comfort.

<b>Light source</b>	LED 3000 - 8000 lumen out Colour temperature 3000/4000 Kelvin, CRI Ra 80, MacAdams 3.
<b>Ballast</b>	Available with constant light (HF) and dimmable (DALI) drivers. Driver life time up to 100.000 h/10 % (max failure) at Ta 25°C.
<b>Material/colour</b>	Body and end caps in extruded anodized aluminum, white color.
<b>Optics</b>	Available with Opal diffuser in polycarbonate (OP/PC), Micro-prismatic diffuser (MP) and silver parabolic louvers (SMP).
<b>Dimension (mm)</b>	W: 79 L: 1026 H: 113 W: 79 L: 1529 H: 113 W: 79 L: 2032 H: 113 W: 79 L: 1019 H: 113 W: 79 L: 1519 H: 113 W: 79 L: 2019 H: 113


## WHY-P

ES-SYSTEM



A modern company needs the right environment for its activities. The WHY system is an indoor pendant luminaire that creates endless arrangement possibilities in office spaces. The luminaire can shine in four directions – downwards, upwards and sideways. The luminaire can be equipped with an opal diffuser (WHY1) or a louvre (WHY3). This ensures a very low glare coefficient, which significantly increases working comfort. Thanks to the unique concave shape and the unprecedented 4-way light distribution, this product creates a new category of 2-in-1 luminaires – where decorative meets functional.

<b>Light source</b>	LED 3400 - 11 000 lumen out Colour temperature 3000/4000 K, CRI Ra 80, MacAdams 3
<b>Ballast</b>	DALI. Driver life time up to 100.000 h/10 % (max failure) at Ta 25°C.
<b>Material/colour</b>	Body in aluminum with opal diffuser on the sides. Body color: White.
<b>Optics</b>	WHY1: Opal diffuser with opal diffuser on the sides. WHY3: Double parabolic louvre (DL) with opal diffuser on the sides.
<b>Dimension (mm)</b>	W: 45 L: 1466 H: 89 W: 45 L: 1952 H: 89



# smartLED Strip



Küttel smartLED is a high-quality LED light strip made of anodized aluminum. Together with a LED tape of excellent quality and two different opal diffuser, we offer a versatile system for use as a single luminaire as well as a continuous line. The narrow outline of the strip makes it easy to place over the inner ceiling, in the corner between the ceiling and the wall and under counters where it emits an indirect light without the luminaire system being visible. Küttel smartLED is available in two different versions, both only 22 mm wide! 1422 is suitable for tight spaces, and 2822 will give you the most even light distribution.


<b>Light source</b>	LED 1200 or 1800 lumen per meter Colour temperature 3000/4000 Kelvin, CRI Ra 90, MacAdams 3 LED strip in 5 meter roll, cut options every 50 mm
<b>Optics</b>	OP diffuser in Polycarbonate. Two versions; 1422 for tight spaces, height 12 mm 2822 for more even light distribution, height 24 mm
<b>Dimension (mm)</b>	W: 22    L: 1000    H: 11 W: 22    L: 1660





## C10/20-R LED KIT

 Glamox



The C10/20-R LED KIT is a replacement kit to upgrade fluorescent C10-R and C20-R luminaires to an energy-efficient LED solution. Sensor and emergency versions on request. Available in different options to replace the following variants: 2x14 W, 3x14 W, 4x14 W, 2x24 W, 3x24 W, 4x24 W, 1x28 W, 2x28 W, 1x54 W, 2x54 W, 1x35 W, 2x35 W, 1x49 W, 2x49 W.

**Light source** Colour temperature 3000/4000 K, CRI Ra 80, MacAdams 3

**Ballast** DALI. Driver life time up to 100.000 h/10 % (max failure) at Ta 25°C.

Dimension (mm)	W	L	H
	75	1470	45
	300	1170	45
	150	1470	45
	75	570	45
	225	570	45
	75	595	45
	300	570	45
	150	595	45
	225	595	45
	75	1170	45
	300	595	45
	225	1170	45
	150	1170	45

## C10/20-S LED KIT



The C10/20-S LED KIT is a replacement kit to upgrade fluorescent C10-S and C20-S luminaires to an energy-efficient LED solution. Sensor and emergency versions on request. Available in different options to replace the following variants: 2x14 W, 3x14 W, 4x14 W, 2x24 W, 3x24 W, 4x24 W, 1x28 W, 2x28 W, 1x54 W, 2x54 W, 1x35 W, 2x35 W, 1x49 W, 2x49 W.

<b>Light source</b>	Colour temperature 3000/4000 K, CRI Ra 80, MacAdams 3		
<b>Ballast</b>	DALI. Driver life time up to 100.000 h/10 % (max failure) at Ta 25°C.		
<b>Dimension (mm)</b>	W: 75	L: 1195	H: 45
	W: 150	L: 1195	H: 45
	W: 75	L: 1495	H: 45
	W: 150	L: 1495	H: 45

## C60 LED KIT




The C60 LED KIT is a replacement kit to upgrade fluorescent C60 luminaires to an energy-efficient LED solution. Emergency versions available on request. Available in different options to replace the following variants: 3x14 W, 4x14 W, 2x28 W, 2x54 W, 2x35 W.

<b>Light source</b>	Colour temperature 3000/4000 K, CRI Ra 80, MacAdams 3		
<b>Ballast</b>	DALI. Driver life time up to 100.000 h/10 % (max failure) at Ta 25°C.		
<b>Dimension (mm)</b>	W: 225	L: 522	H: 52
	W: 160	L: 1121	H: 52
	W: 316	L: 522	H: 52
	W: 166	L: 1421	H: 52
	W: 241	L: 522	H: 52
	W: 332	L: 522	H: 52
	W: 170	L: 1121	H: 52
	W: 245	L: 1421	H: 52
	W: 241	L: 1421	H: 52
	W: 170	L: 1421	H: 52



## C21

 Glamox




Mounting C21 above a board ensures that all international light requirements are fulfilled. Many mounting options C21 may be surface mounted, recessed into a T-bar ceiling, or mounted as a pendant. It is also available for wall mounting directly above the board, using a purpose-made wall bracket. Row mounting The pendant, surface and wall mounted versions can be row mounted to match longer boards. Other applications With its asymmetric light distribution, Glamox C21 is a powerful wallwash luminaire, and may be used for a number of purposes in addition to its primary function as a whiteboard luminaire.

<b>Light source</b>	LED 1200-3800 lumen out Colour temperature 3000/4000 K, CRI Ra 80(90 on request), MacAdams 3
<b>Ballast</b>	Electronic ballast (HF) or DALI.
<b>Material/colour</b>	Extruded aluminium painted in white
<b>Optics</b>	Assymetric lenses with black anti glare reflector
<b>Dimension (mm)</b>	W: 90 L: 1190 H: 33 W: 90 L: 1240 H: 33 W: 90 L: 603 H: 33 W: 90 L: 1500 H: 33

## C25-R

 Glamox



Glamox C25-R is a modular LED luminaire in two sizes, 600x600 mm and 300x1200 mm. With its flat, low-profile design, it is the ideal solution in applications with restricted void spaces. The easy choice Glamox C25-R is supplied with Micro Prismatic (MP) optic, with UGR19. This luminaire is an easy choice for applications with restricted void spaces, and retrofit applications, due to the flat luminaire design. It is easy to mount and suitable for all types of commercial applications areas, such as corridors or open plan offices.

<b>Light source</b>	LED 4000 lumen out Colour temperature 3000/4000 K, CRI Ra 80, MacAdams 3
<b>Ballast</b>	HF or DALI.
<b>Material/colour</b>	Body in white extruded aluminum.
<b>Optics</b>	Microprismatic (MP)
<b>Dimension (mm)</b>	W: 295 L: 1195 H: 10 W: 595 L: 595 H: 10



## C30-RIC/RIT G2

 Glamox



Balanced light C30-RIC and RIT is recessed luminaires designed to achieve the optimal balance between directed and diffused light. These classic Glamox luminaires have now been upgraded to make better use of LED light sources and to bring the general appearance up to date. Mixing direct and indirect light The C30-RIC and RIT combines two LED modules. The first module emits light that is directed downwards from the centre of the luminaire. Glare is controlled by either louvre or micro-prismatic optic. The other LED module points upwards where the light is reflected by the curved diffuser in the luminaire housing.

<b>Light source</b>	LED 2800 - 4200 lumen out Colour temperature 3000/4000 K, CRI Ra 80, MacAdams 3
<b>Ballast</b>	External driver box allow rapid installation and easy access for maintenance, without opening the luminaire. HF or DALI. Driver life time up to 100.000 h/10 % (max failure) at Ta 25°C.
<b>Material/colour</b>	Steel body and secondary reflectors in powdercoated white.
<b>Optics</b>	Micro prismatic centre optic (MP) or double parabolic softlight louvre (SU).
<b>Dimension (mm)</b>	W: 595 L: 595 H: 120 W: 598 L: 599 H: 120

## C35-R

 Glamox




Design: Stefan Pettersson

Glamox C35-R is a modular LED luminaire specifically designed with simplicity in mind. With its slim, low-profile design, it is the ideal solution in applications with restricted void spaces. Furthermore it is accomplished with accessories for pendant and surface mounting, resulting in several installed solutions. Simplified design A luminaire specifically designed with simplicity in mind. The idea is limited visible luminaire-frame and fully illuminated surfaces with pleasant light quality. Low-profile design Glamox C35-R has a slim, low-profile design with recess depth measuring only 16 mm.

<b>Light source</b>	LED 2200 - 4800 lumen out Colour temperature 3000/4000K, CRI Ra 80, MacAdams 3
<b>Ballast</b>	HF or DALI. Driver life time up to 100.000 h/10 % (max failure) at Ta 25°C.
<b>Material/colour</b>	Body in white painted aluminum.
<b>Optics</b>	Micro prismatic (MP) or Opalic (OP).
<b>Dimension (mm)</b>	W: 594 L: 594 H: 16 W: 294 L: 1194 H: 16





## C52-S

 Glamox



Glamox C52 is a compact luminaire with a slim yet robust housing and lens optics perfected for diverse applications. A full range of light distribution variants – wide-beam, medium-wide beam, narrow-beam and asymmetrical – makes this product a perfect fit for multi-purpose sports halls with high ceilings. What sets this luminaire apart is the combination of an optimised luminous flux and efficacy with exceptional durability. The improved efficiency and higher lumen output are cleverly accompanied by excellent glare control, providing the proper viewing comfort for spectators and competitors alike.

<b>Light source</b>	LED 8 000 - 24 000 lumen out Colour temperature 3000/4000 K, CRI Ra 80, MacAdams 3
<b>Ballast</b>	HF or DALI. Driver life time up to 100.000 h/10 % (max failure) at Ta 25°C.
<b>Material/colour</b>	Body in white aluminum
<b>Optics</b>	Recommended optics application: VWB - wide beam (<6m) MB - middle beam (8m - 10m) NB - narrow beam (>10m) ASY - asymmetric beam - goal area, tennis, volleyball, climbing wall.
<b>Dimension (mm)</b>	W: 216 L: 1178 H: 43 W: 216 L: 1464 H: 43

## C56-P

 Glamox




Design: Aleksander Borgenhov

Separately controlled Glamox C56-P is a pendant mounted, extremely functional luminaire for different indoor work tasks. With its separately controlled up and down light it can balance indirect and direct light to match different working situations. The design underlines the functionality and creates an exiting line in the room. Material quality The luminaire is produced in extruded aluminium with moulded aluminium end caps. Supplied in two colours, White or matt silver grey (RAL 9006). Can be supplied with two different optics that are easily clipped into the body. A wide clear uplight cover provides easy cleaning and high LOR.

<b>Light source</b>	LED 4800 - 10 000 lumen out Colour temperature 3000/4000 K, CRI Ra 80, MacAdams 3
<b>Ballast</b>	Separately wired HF ballast or 2 DALI drivers. C56-P 1500 LED 5300 version are only using 1 driver (no separate control). Driver life time up to 100.000 h/10 % (max failure) at Ta 25°C.
<b>Material/colour</b>	White or silver grey aluminum body and die casted aluminum end caps.
<b>Optics</b>	Microprismatic diffuser (MP)
<b>Dimension (mm)</b>	W: 88 L: 1263 H: 106 W: 88 L: 1563 H: 106

## C70-P

 Glamox




The slim-bodied Glamox 70 family of luminaires was designed to provide modern office environments with a homogenous and stylish design: Recessed, surface mounted and pendant luminaires with the same look and feel, for mounting in corridors and meeting rooms, in open plan offices, reception areas, social zones and executive cell offices. The pendant version C70-P has a very slim body with a smooth finish. The slim body is made possible by our use of modern LED technology, which takes very little space while providing light of exceptional quality.

<b>Light source</b>	LED 4000 - 6800 lumen out Colour temperature 3000/4000 K, CRI Ra 80, MacAdams 3 Light distribution (% up/down): 40/60
<b>Ballast</b>	HF or DALI. Driver life time up to 100.000 h/10 % (max failure) at Ta 25°C.
<b>Material/colour</b>	Inner body in steel. White thermoplastic polymer frame molded in one piece.
<b>Optics</b>	Micro prismatic (MP) down, clear acrylic plate for up light.
<b>Dimension (mm)</b>	W: 154 L: 1280 H: 40

## C70-R G2

 Glamox




C70-R G2 is flexible luminaire for recessed mounting in ceilings and have a visible frame that gives it a pure design language with its uniform design. Great flexibility C70-R G2 is well suitable for all 15 and 24mm T-bar ceilings. For other ceiling types, a mounting frame with brackets will be available as an accessory which will cover most of the known ceiling types in the market, as well as concealed ceilings and plasterboard ceilings. C70-R G2 is available with two different optics: Micro Prismatic (MP) or Opal (OP). A external driver box is delivered with the luminaire.

<b>Light source</b>	LED 2200 - 4300 lumen out Colour temperature 3000/4000 K, CRI Ra 80, MacAdams 3
<b>Ballast</b>	HF or DALI. Driver life time up to 100.000 h/10 % (max failure) at Ta 25°C.
<b>Material/colour</b>	Body in white painted steel. Plastic frame.
<b>Optics</b>	Micro prismatic (MP) or Opal (OP).
<b>Dimension (mm)</b>	W: 597 L: 597 H: 52



## C70-S

 Glamox



The newest member of the modernistic Glamox C70 family is designed for surface-mounting in ceilings. The slim body is moulded in one single piece from high quality thermoplastic polymer material. The result is a seamless white body with sharp angles and a smooth silky surface. Into this body is fastened a single sheet of optics material, either microprismatic or opal, which has been designed to spread the light evenly in all directions. It is this combination of stylish design and the pleasant and efficient quality of light which makes C70-S stand out from most other surface mounted ceiling luminaires.

<b>Light source</b>	LED 2200 - 4300 lumen out Colour temperature 3000/4000 K, CRI Ra 80, MacAdams 3
<b>Ballast</b>	HF or DALI
<b>Material/colour</b>	Body in white painted steel. Plastic frame.
<b>Optics</b>	Micro prismatic (MP) or Opal (OP).
<b>Dimension (mm)</b>	W: 575 L: 575 H: 57 W: 275 L: 1175 H: 57

## C71-W

 Glamox



Glamox C71-W is a recessed LED based luminaire for nightlight and orientation light. The luminaire is manufactured from halogen free white synthetic material. The light output can be adjusted to meet different needs. Suitable for a wide range of mains voltages.

<b>Light source</b>	Included a 2W LED light source
<b>Material/colour</b>	White plastic housing
<b>Dimension (mm)</b>	W: 86 L: 86 H: 8



## C77-P

 Glamox

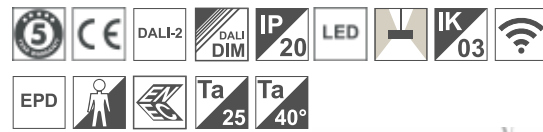


Glamox C77 - comfortable light for offices and schools. We all know that proper lighting is essential for ensuring adequate visual comfort. The Glamox C77 provides more light and a better depth of view, creating the right visual conditions for important daily tasks. This highly efficient luminaire combines ample luminous efficacy with comfortably low glare ratings achieved with reflector technology. The result you get is comfortable light for focused office work and productive learning environments. A complete, versatile family. The C77 is a series of slender luminaires with rounded corners and an industrial appearance.

<b>Light source</b>	LED 2000 - 8200 lumen out Colour temperature 3000/4000 K, CRI Ra 80, MacAdams 3
<b>Ballast</b>	Driver life time up to 100.000 h/10 % (max failure) at Ta 25°C.
<b>Material/colour</b>	The flat, futuristic metal housing is available in square and rectangular shapes and several sizes, combined with efficient silver metallic, black or white reflector optics. The bended steel frame is pre-painted in white.
<b>Optics</b>	The C77's reflector optics are arranged symmetrically in rows or square shapes, resembling clusters of downlights. The luminaire's diffuser joins forces with the metallised reflectors to reduce glare and ensure outstanding light quality
<b>Dimension (mm)</b>	W: 125 L: 1179 H: 32 W: 125 L: 1451 H: 32

## C77-PR

 Glamox



The C77 is a series of slender luminaires with rounded corners and an industrial appearance. The futuristic metal housing is available in square and rectangular shapes and several sizes, combined with efficient silver metallic, black or white reflector optics. Each variant's striking symmetry creates excellent proportions and the various mounting options unify the lighting design within a complete solution. C77-PR is designed as a row mounted solution.

<b>Light source</b>	LED 4000 and 8000 lumen out Colour temperature 3000/4000 K, CRI Ra 80, MacAdams 3
<b>Ballast</b>	Driver life time up to 100.000 h/10 % (max failure) at Ta 25°C.
<b>Material/colour</b>	The flat, futuristic metal housing is available in square and rectangular shapes and several sizes, combined with efficient silver metallic, black or white reflector optics. The bended steel frame is pre-painted in white.
<b>Optics</b>	The C77's reflector optics are arranged symmetrically in rows or square shapes, resembling clusters of downlights. The luminaire's diffuser joins forces with the metallised reflectors to reduce glare and ensure outstanding light quality
<b>Dimension (mm)</b>	W: 125 L: 1200 H: 32 W: 125 L: 1500 H: 32



## C77-R



Glamox C77 – comfortable light for offices and schools We all know that proper lighting is essential for ensuring adequate visual comfort. The Glamox C77 provides more light and a better depth of view, creating the right visual conditions for important daily tasks. This highly efficient luminaire combines ample luminous efficacy with comfortably low glare ratings achieved with reflector technology. The result you get is comfortable light for focused office work and productive learning environments. A complete, versatile family The C77 is a series of slender luminaires with rounded corners and an industrial appearance.

<b>Light source</b>	LED 2000 - 8200 lumen out Colour temperature 3000/4000 K, CRI Ra 80, MacAdams 3 Tuneable white (CCT)
<b>Ballast</b>	Driver life time up to 100.000 h/10 % (max failure) at Ta 25°C..
<b>Material/colour</b>	The flat, futuristic metal housing is available in square and rectangular shapes and several sizes, combined with efficient silver metallic, black or white reflector optics. The bended steel frame is pre-painted in white.
<b>Optics</b>	The C77's reflector optics are arranged symmetrically in rows or square shapes, resembling clusters of downlights. The luminaire's diffuser joins forces with the metallised reflectors to reduce glare and ensure outstanding light quality
<b>Dimension (mm)</b>	W: 295 L: 1195 H: 32 W: 595 L: 595 H: 32

## C77-S



Glamox C77 – comfortable light for offices and schools We all know that proper lighting is essential for ensuring adequate visual comfort. The Glamox C77 provides more light and a better depth of view, creating the right visual conditions for important daily tasks. This highly efficient luminaire combines ample luminous efficacy with comfortably low glare ratings achieved with reflector technology. The result you get is comfortable light for focused office work and productive learning environments. A complete, versatile family The C77 is a series of slender luminaires with rounded corners and an industrial appearance.

<b>Light source</b>	LED 2000 - 8200 lumen out Colour temperature 3000/4000 K, CRI Ra 80, MacAdams 3 Tuneable white (CCT)
<b>Ballast</b>	Driver life time up to 100.000 h/10 % (max failure) at Ta 25°C.
<b>Material/colour</b>	The flat, futuristic metal housing is available in square and rectangular shapes and several sizes, combined with efficient silver metallic, black or white reflector optics. The bended steel frame is pre-painted in white.
<b>Optics</b>	The C77's reflector optics are arranged symmetrically in rows or square shapes, resembling clusters of downlights. The luminaire's diffuser joins forces with the metallised reflectors to reduce glare and ensure outstanding light quality
<b>Dimension (mm)</b>	W: 475 L: 475 H: 54 W: 191 L: 1179 H: 54 W: 151 L: 1451 H: 54 W: 151 L: 1179 H: 54





## C77-R MINI

 Glamox




Glamox C77 – comfortable light for offices and schools. We all know that proper lighting is essential for ensuring adequate visual comfort. The Glamox C77 provides more light and a better depth of view, creating the right visual conditions for important daily tasks. This highly efficient luminaire combines ample luminous efficacy with comfortably low glare ratings achieved with reflector technology. The result you get is comfortable light for focused office work and productive learning environments. A complete, versatile family. The C77 is a series of slender luminaires with rounded corners and an industrial appearance.

<b>Light source</b>	LED 1200 - 2600 lumen out Colour temperature 3000/4000 K, CRI Ra 80, MacAdams 3
<b>Ballast</b>	Driver life time up to 100.000 h/10 % (max failure) at Ta 25°C.
<b>Material/colour</b>	The flat, futuristic metal housing is available in square and rectangular shapes and several sizes, combined with efficient silver metallic, black or white reflector optics. The bended steel frame is pre-painted in white.
<b>Optics</b>	The C77's reflector optics are arranged symmetrically in rows or square shapes, resembling clusters of downlights. The luminaire's diffuser joins forces with the metallised reflectors to reduce glare and ensure outstanding light quality
<b>Dimension (mm)</b>	W: 160 L: 160 H: 32 W: 228 L: 228 H: 32

## C80-SR/RR G2

 Glamox



Customised elegance. Glamox C80-SR/RR G2 is a slim linear, sophisticated luminaire that combines elegant design with different lumen outputs and an impressive choice of optics to illuminate diverse spaces in a smart and adequately potent way. This product is an aesthetically pleasing solution that can easily be adapted to user requirements. Separate housings and lighting units create unlimited configuration possibilities. Choose the desired housing type and length, fit the luminaire with a proper lighting unit, and add optics. Build advantage through modularity.

<b>Light source</b>	830, 840, CCT 827-865 MacAdams 3 CRI90 on request
<b>Material/colour</b>	Body and end-caps in three standard colours: anodised aluminium, white or black. Extruded aluminium profile.
<b>Optics</b>	5 optics available: OP - opal diffuser MP - microprismatic diffuser OD - opal drop out SM - silver matte reflector WM - white matte reflector
<b>Dimension (mm)</b>	L: 562 L: 632 L: 842 L: 1122 L: 1402 L: 1682 L: 2242

# C80-PR G2

Glamox



Customised elegance Glamox C80-PR G2 is a slim linear pendant for building lines and structures, a sophisticated luminaire that combines elegant design with different lumen outputs, and an impressive choice of optics to illuminate diverse spaces in a smart and adequately potent way. Three timeless housing colours – white, black, and anodised aluminium, and five standard lengths (approx. 800 mm, 1100 mm, 1400 mm, 1700 mm, and 2200 mm,) make this product an aesthetically pleasing solution that can easily be adapted to user requirements.

Light source	830, 840, CCT 827-865 MacAdams 3 CRI90 on request
Material/colour	Body and end-caps in three standard colours: anodised aluminium, white or black. Extruded aluminium profile.
Optics	4 optics available: OP - opal diffuser MP - microprismatic dif-fuser SM - silver matte reflector WM - white matte reflector
Dimension (mm)	W: 65 L: 842 H: 85 W: 65 L: 1122 H: 85 W: 65 L: 1402 H: 85 W: 65 L: 1682 H: 85 W: 65 L: 2242 H: 85



## C80-WR G2

 Glamox



Ta  
25°



Customised elegance Glamox C80-WR G2 is a slim linear wall mounted for building lines, a sophisticated luminaire that combines elegant design with different lumen outputs, and an optimal choice of optics to illuminate diverse spaces in a smart and adequately potent way. Three timeless housing colours – white, black, and anodised aluminium, and four standard lengths (approx. 1150 mm, 1400 mm, 1700 mm, 2250 mm) make this product an aesthetically pleasing solution that can easily be adapted to user requirements.

<b>Light source</b>	830, 840, CCT 827-865 MacAdams 3 CRI90 on request
<b>Ballast</b>	Available with constant light (HF) and dimmable (DALI) drivers.
<b>Material/colour</b>	Body and end-caps in three standard colours: anodised aluminium, white or black. Extruded aluminium profile.
<b>Optics</b>	2 optics available: OP - opal diffuser ASY - asymmetric diffuser
<b>Dimension (mm)</b>	W: 65 L: 1146 H: 85 W: 65 L: 1426 H: 85

## C80-S G2

 Glamox



Customised elegance Glamox C80-S G2 is a sophisticated, slim, linear, surface-mounted luminaire that combines elegant design with different lumen outputs and an impressive choice of optics to illuminate diverse spaces to the required levels in a smart and efficient way. Three timeless housing colours – white, black and anodised aluminium, and three standard lengths (approx. 1100 mm, 1400 mm and 1700 mm) make this product an aesthetically pleasing solution that can easily be adapted to user requirements.

<b>Light source</b>	830, 840, CCT 827-865 MacAdams 3 CRI90 on request
<b>Ballast</b>	Available with constant light (HF) and dimmable (DALI) drivers.
<b>Material/colour</b>	Body and end-caps in three standard colours: anodised aluminium, white or black. Extruded aluminium profile.
<b>Optics</b>	4 optics available: OP - opal diffuser MP - microprismatic diffuser SM - silver matte reflector WM - white matte reflector
<b>Dimension (mm)</b>	W: 65 L: 1129 H: 85 W: 65 L: 1153 H: 85 W: 65 L: 1409 H: 85 W: 65 L: 1433 H: 85 W: 65 L: 1689 H: 85 W: 65 L: 1713 H: 85

## C80-P G2

 Glamox



Customised elegance Glamox C80-P G2 is a sophisticated, slim, linear, pendant luminaire that combines elegant design with different lumen outputs and an impressive choice of optics to illuminate diverse spaces to the required levels in a smart and efficient way. Three timeless housing colours – white, black, and anodised aluminium, and four standard lengths (approx. 1100 mm, 1400 mm, 1700 mm and 2800 mm) make this product an aesthetically pleasing solution that can easily be adapted to user requirements.

<b>Light source</b>	830, 840, CCT 827-865 MacAdams 3 CRI90 on request
<b>Ballast</b>	Available with constant light (HF) and dimmable (DALI) drivers.
<b>Material/colour</b>	Body and end-caps in three standard colours: anodised aluminium, white or black. Extruded aluminium profile.
<b>Optics</b>	4 optics available: OP - opal diffuser MP - microprismatic diffuser SM - silver matte reflector WM - white matte reflector
<b>Dimension (mm)</b>	W: 65 L: 1409 H: 85 W: 65 L: 1433 H: 85 W: 65 L: 1689 H: 85 W: 65 L: 1713 H: 85 W: 65 L: 2809 H: 85 W: 65 L: 2833 H: 85

## C81-P

 Glamox



The C81-P is a slender pendant luminaire with a contemporary design. Its slimmer aluminium profile housing has a more modern appearance – sharp edges, no visible screws in the endcaps and an attractive selection of optics. The C81-P was designed specifically with LED technology in mind. It offers a high efficacy of up to 150 lm/W, with improved sensors, minimised glare and possible separate up- and downlight functionality. This makes it a go-to solution for small cell offices, open offices and meeting rooms.

<b>Light source</b>	LED 4000, 6000, 8000 Lumen out 830, 840, TCE 827-850, MacAdams 3, CRI90 on request
<b>Ballast</b>	Betriebsgerät (HF) schaltbar oder DALI dimmbar. Lebensdauer des Betriebsgeräts bis zu 100.000 Std./10% (max. Absenkung) bei Ta 25°C.
<b>Material/colour</b>	Body and end-caps in three standard colours: grey, white or black. Extruded aluminium profile.
<b>Optics</b>	3 optics available: MP - microprismatic diffuser, SM - silver matte reflector, WM - white matte reflector.
<b>Dimension (mm)</b>	W: 70 L: 1595 H: 57

## C80-R G2

Glamox



Customised elegance Glamox C80-R G2 is a sophisticated, slim, linear, recessed luminaire that combines elegant design with different lumen outputs and an impressive choice of optics to illuminate diverse spaces to the required levels in a smart and efficient way. Three standard lengths (approx. 1200 mm, 1800 mm and 2400 mm) and a white housing make this product an aesthetically pleasing solution that can easily be adapted to user requirements. Versatile and efficient Low, medium and high lumen packages can be selected to adapt the C80-R G2 to individual applications and usage scenarios.

<b>Light source</b>	830, 840, CCT 827-865 MacAdams 3 CRI90 on request
<b>Ballast</b>	Available with constant light (HF) and dimmable (DALI) drivers.
<b>Material/colour</b>	Body and end-caps in white colour. Extruded aluminium profile.
<b>Optics</b>	6 optics available: OP - opal diffuser MP - microprismatic diffuser OD - drop out diffuser ASY - asymmetric diffuser SM - silver matte reflector WM - white matte reflector
<b>Dimension (mm)</b>	W: 85 L: 1195 H: 87 W: 85 L: 1795 H: 87 W: 85 L: 2395 H: 87

## C80-W G2

Glamox



Customised elegance Glamox C80-W G2 is a slim linear wall-mounted, sophisticated luminaire that combines elegant design with different lumen outputs and an optimal choice of optics to illuminate diverse spaces to the required levels in a smart and efficient way. Three timeless housing colours – white, black, and anodised aluminium, and four standard lengths (approx. 600 mm, 850 mm, 1150 mm, 1700 mm) make this product an aesthetically pleasing solution that can easily be adapted to user requirements.

<b>Light source</b>	830, 840, CCT 827-865 MacAdams 3 CRI90 on request
<b>Ballast</b>	Available with constant light (HF) and dimmable (DALI) drivers.
<b>Material/colour</b>	Body and end-caps in three standard colours: anodised aluminium, white or black. Extruded aluminium profile.
<b>Optics</b>	2 optics available: OP - opal diffuser ASY - asymmetric diffuser
<b>Dimension (mm)</b>	W: 88 L: 593 H: 85 W: 88 L: 873 H: 85 W: 88 L: 1153 H: 85



## C88-P

 Glamox




The Glamox C88-P is a compact pendant luminaire that offers exceptional lighting quality and superb glare protection. Its remarkably slim and elegant shape features an all-aluminium finish with attractive details – an accent groove, slightly rounded corners, and no visible screws. The product is powder-coated in three universal colours, making it the perfect addition to the interior design in various types of spaces. Uniform and energy-efficient light is important for achieving adequate visual comfort in any room. This is especially true in educational facilities and diverse working environments.

<b>Light source</b>	1200mm: 5000lm - 6000lm 1500mm: 6000lm - 8000lm 830, 840, MacAdams 3, CRI90 on request
<b>Ballast</b>	Available with: SPR-SEN - recommended for a single office, MPW-SEN - recommended for group of offices, CPW-SEN - recommended for building management.
<b>Material/colour</b>	Body and end-caps in three standard colours: grey, white or black. Extruded aluminium profile.
<b>Optics</b>	State-of-the-art edge-lit 5 layer microprismatic (MP) optics consisting of: 1. 2 mm PMMA microprism 2. Diffusing foil 3. LGP panel 4. Reflective foil 5. Tightening foam.
<b>Dimension (mm)</b>	W: 96 L: 1256 H: 46 W: 96 L: 1547 H: 46

## C88-PR

 Glamox



A homogenous luminance can be achieved in long light lines and a discreet bracket allows for the continuous mounting of the C88-P. This is especially advantageous in offices, where long lines of luminaires can be combined above the employees' desks, or in conference rooms, creating uniform, exceptionally comfortable light for the best possible visual conditions.

<b>Light source</b>	1500mm: 6000lm - 8000lm 830, 840, TCE 827-850, MacAdams 3, CRI90 on request
<b>Ballast</b>	Available with: SPR-SEN - recommended for a single office, MPW-SEN - recommended for group of offices, CPW-SEN - recommended for building management.
<b>Material/colour</b>	Body and end-caps in three standard colours: grey, white or black. Extruded aluminium profile.
<b>Optics</b>	State-of-the-art edge-lit 5 layer microprismatic (MP) optics consisting of: 1. 2 mm PMMA microprism 2. Diffusing foil 3. LGP panel 4. Reflective foil 5. Tightening foam
<b>Dimension (mm)</b>	W: 96 L: 1559 H: 46 W: 96 L: 1565 H: 46 W: 96 L: 1553 H: 46



# C90-R




Design: Hans Bleken Rud

C90-R is a family of modular LED luminaires with fully illuminated surfaces with excellent design, flexibility and visual performance. With its high finish and large illuminated surface C90-R comes one with the ceiling. Excellent design C90-R is a product designed with premium light qualities with no visible luminaire frame in the ceiling. The perfect shaped frame around the optics is made in one piece without joints and is only 12mm wide. This makes the frame invisible in the T-bar system. Perfect balance The C90-R is designed with focus on light quality. All details are carefully measured to achieve premium homogenous light.

<b>Light source</b>	LED 1200 - 5000 lumen out Colour temperature 3000/4000K, CRI Ra 80 or 90, MacAdams 3Tuneable white (CCT) and RGB
<b>Ballast</b>	HF or DALI. CCT-version only DALI. Driver life time up to 100.000 h/10 % (max failure) at Ta 25°C.
<b>Material/colour</b>	Body in white painted steel. Plastic frame.
<b>Optics</b>	Micro prismatic (MP), Opallic (OP), Circle (CI) or Opallic Drop out (OD). Only OP/ MP on the 312x312 version.
<b>Dimension (mm)</b>	W: 597 L: 597 H: 71 W: 297 L: 1197 H: 71 W: 597 L: 597 H: 149 W: 622 L: 622 H: 71 W: 309 L: 309 H: 71

# C91-R



C91-R is a modular LED luminaire for special mounting solutions. C91-R comes with a fully illuminated surfaces with excellent design, flexibility and visual performance. With its high finish and large illuminated surface C91-R comes one with the ceiling. Excellent design C91-R is a product designed with premium light qualities with limited visible luminaire frame in the ceiling. The frame around the optics is made in one piece without any joints and is only 24mm wide. This makes the frame almost invisible in the T-bar system. Perfect balance The C91-R is designed with focus on light quality.

<b>Light source</b>	LED 2200 - 5000 lumen out Colour temperature 3000/4000 K, CRI Ra 80 and 90. MacAdams 3Tuneable white (CCT) and RGB
<b>Ballast</b>	HF or DALI. Driver life time up to 100.000 h/10 % (max failure) at Ta 25°C.
<b>Material/colour</b>	Body and frame in white painted steel.
<b>Optics</b>	Standard with micro prismatic (MP), Opallic (OP), Circle (CI) or Opallic Drop out (OD). Can also be delivered with glass in front of the opallic or micro prismatic optic (MP/GL, OP/GL) or polycarbonate (PC). IK10 with diffusor in polycarbonate (PC).
<b>Dimension (mm)</b>	W: 597 L: 597 H: 71 W: 297 L: 1197 H: 71



## C92-R

 Glamox



Glamox C92-R is a modular LED luminaire for special mounting solutions. C92-R comes with a illuminated surface in excellent design and visual performance. Perfect balance The C92-R is designed with focus on light quality. All details are carefully measured to achieve premium homogenous light. Tailor-made LED modules are carefully designed and selected to provide excellent light quality. Distance from LED module to optic is set for a perfect result. For special mounting solution Specifically designed to accommodate 35 mm asymmetric concealed T Bar ceiling tiles like Troldekt T35 and OWA S 9a.

<b>Light source</b>	LED 3200-4000 lumen out Colour temperature 3000/4000K, CRI Ra 80, MacAdams 3
<b>Ballast</b>	HF or DALI. Driver life time up to 100.000 h/10 % (max failure) at Ta 25°C.
<b>Material/colour</b>	Body and frame in white painted steel.
<b>Optics</b>	Standard with micro prismatic (MP) or Opalic (OP) in acrylic. IK10 with diffusor made of polycarbonate (PC).
<b>Dimension (mm)</b>	W: 597 L: 597 H: 69

## C94-P

 Glamox



Quality lighting paired with remarkable design The Glamox C94-P is a pendant solution that successfully meets the demands of users and lighting consultants by delivering not only on lighting quality, but also on outstanding design. The luminaire's main body is crafted from two extruded and bent aluminium pieces, skilfully concealing any visible screws in the endcaps. Its streamlined and subtly rounded shape adds an intriguing and captivating touch to any interior setting. Efficacy and effective glare control The C94-P's uniform illumination comes with an impressive efficacy of over 130 lm/W, all while effectively reducing glare.

<b>Light source</b>	LED 4000-6000 lumen out 830, 840, MacAdams 3, CRI90 on request
<b>Ballast</b>	DALI, DALI-CLO, WD.
<b>Material/colour</b>	Body in three standard colours: grey, white or black. Extruded aluminium profile.
<b>Optics</b>	State-of-the-art edge-lit 5 layer microprismatic (MP) optics consisting of: 1. 2 mm PMMA microprism 2. Diffusing foil 3. LGP panel 4. Reflective foil 5. Tightening foam
<b>Dimension (mm)</b>	B: 107 L: 1349 H: 46





# AMARO

ES-SYSTEM



A flat, square ceiling luminaire for modern interiors. A highly permeable PMMA diffuser that is resistant to yellowing and provides a uniform illumination of its entire surface without any visible LED points. A white- or black-painted steel sheet housing and frame. Due to the luminaire's opaque sides, there is no ceiling illumination effect. The option with a microwave motion sensor makes it possible to precisely set the following parameters: 5 detection range levels and 7 operation time options after motion detection. Safe use and tool-free access to the inside of the luminaire with 4 neodymium magnets, a steel cable helps to ensure safe ceiling or wall mounting.

<b>Light source</b>	LED 1800 - 3100 lumen out Colour temperature 3000/4000 K, CRI Ra 80
<b>Ballast</b>	HF or DALI. Driver life time up to 100.000 h/10 % (max failure) at Ta 25°C.
<b>Material/colour</b>	A white- or black-painted steel sheet housing and frame
<b>Optics</b>	Opalic (OP)
<b>Dimension (mm)</b>	W: 320 L: 320 H: 45

# C95-R

Glamox



Design: Stefan Pettersson

C95-R is a family of high end interior luminaries. The family is characterized by a clean, minimalistic design and fully illuminated surfaces. The edge lit technology allows for a slim profile which reduces the influence on the ceiling height to a minimum. With the C95-R family you also get excellent light output visual performance. The diversity and flexibility of the C95-R product family makes it suitable for a wide range of applications. With its slim and modern design, it's ideal for offices with a high finish. The family is also well suited for schools and health facilities.

<b>Light source</b>	LED 1000 - 12 000 lumen out Colour temperature 3000/4000 K, CRI Ra 80 and 90, MacAdams 3 Tuneable white (CCT)
<b>Ballast</b>	HF or DALI. Driver life time up to 100.000 h/10 % (max failure) at Ta 25°C.
<b>Material/colour</b>	Body in white painted aluminum.
<b>Optics</b>	Micro prismatic (MP) or Opalic (OP).
<b>Dimension (mm)</b>	W: 594 L: 594 H: 25 W: 294 L: 1194 H: 25 W: 307 L: 1244 H: 25 W: 294 L: 594 H: 25 W: 594 L: 1194 H: 24

## C95-S

 Glamox



Design: Stefan Pettersson

C95-S is a family of high end interior luminaires. The family is characterized by a clean, minimalistic design and fully illuminated surfaces. The edge lit technology allows for a slim profile which reduces the influence on the ceiling height to a minimum. With the C95-S family you also get excellent light output and visual performance. The diversity and flexibility of the C95-S product family makes it suitable for a wide range of applications. With its slim and modern design, it's ideal for offices with a high finish. The family is also well suited for schools and health facilities.

<b>Light source</b>	LED 3000 - 6300 lumen out Colour temperature 3000/4000 K, CRI Ra 80 and 90, MacAdams 3 Tuneable white (CCT)
<b>Ballast</b>	HF or DALI
<b>Material/colour</b>	Body frame in white anodized aluminum with steel plate on top. Body in anodized aluminum is available on request.
<b>Optics</b>	Micro prismatic (MP) or Opalic (OP). C95-S600x600 is also available in a version (IND) that gives a little indirect light in the ceiling.
<b>Dimension (mm)</b>	W: 594 L: 594 H: 52 W: 234 L: 1194 H: 52 W: 234 L: 1494 H: 52

## C95-W

 Glamox



Design: Stefan Pettersson

C95-W is a square luminaire, in two neat sizes. It is an elegant wall mounted addition to the C95 family of high end interior luminaires. The family is characterized by a clean, minimalistic design and fully illuminated surfaces. The edge lit technology allows for a slim profile and sleek design. This makes the Glamox C95-W easily integrated into any interior. With its slim and modern design, it's ideal for offices with a high finish. The family is also well suited for schools and health facilities.

<b>Light source</b>	LED 700 - 2500 lumen out Colour temperature 3000/4000 K, CRI Ra 80, MacAdams 3
<b>Ballast</b>	HF or DALI. Driver life time up to 100.000 h/10 % (max failure) at Ta 25°C.
<b>Material/colour</b>	Body frame in anodized aluminum or white anodized aluminum with steel plate on back.
<b>Optics</b>	Opalic diffusor (OP)
<b>Dimension (mm)</b>	W: 294 L: 294 H: 52 W: 444 L: 444 H: 52

## PRO TRACK



Pro Track is a strong profile track for several areas of applications. Pro Track is a 3-circuit extruded aluminium profile track for surface mounted installation or suspended on wire. Supplied with insulated 3 mm<sup>2</sup> copper conductors for 230 - 250V/ 16A. Available in 2 or 3 metre versions. Colours: white and black. This strong profile track can withstand a load of 2 kg every 200 mm with a maximum distance between the fixing points of 1000 mm. In case of 5 kg every 200 mm the fixing points have to be maximum 500 mm. Pro Track rail and necessary accessories must be put together to get a working 3-circuit track.

**Material/colour** Extruded aluminium profile 3-circuit track for surface mounted installation or suspended on wire. Two different lengths 2 or 3 m, white or black colour. Insulated 3 mm<sup>2</sup> copper conductors for 230 - 250V/ 16A. Mounting details and limitations see user guide that is downloadable as pdf.

**Dimension (mm)** W: 32 L: 2000 H: 33  
W: 32 L: 3000 H: 33

## PRO TRACK DALI



Pro Track DALI is supplied with insulated 3 mm<sup>2</sup> copper conductors for 230 - 250V/ 16A and BUS for DALI and other 1-10V compatible equipment. Pro Track DALI is compatible with Glamox DALI spots. Please see Illustrations for product pictures or Pro Track system overview on right side menu for adapters and accessories. Pro Track DALI is a 3-circuit extruded aluminium profile track for surface mounted installation or suspended on wire. Available in 2 or 3 metre versions. Colours: white and black. This strong profile track can withstand a load of 2 kg every 200 mm with a maximum distance between the fixing points of 1000 mm.

**Material/colour** Extruded aluminium profile 3-circuit track for surface mounted installation or suspended on wire. Two different lengths 2 or 3 m, white or black colour. Insulated 3 mm<sup>2</sup> copper conductors for 230 - 250V/ 16A.

## S90-R MICRO



Glamox S90-R MICRO is a small recessed LED spotlight to be mounted where a track does not fit or there's only a need for a few spots. Glamox S90-R MICRO is a part of the S90 family with several options of products combining accent and general light, easily mounted in a track system for any type of application.

<b>Light source</b>	LED 1100 Lumen Out. Colour temperature 3000/4000 K, CRI Ra 90, MacAdams 3
<b>Ballast</b>	External HF or DALI driver placed on top of ceiling.
<b>Material/colour</b>	Powder painted die-cast aluminum housing in matte white or black.
<b>Optics</b>	25° or 40° faseted reflector optic.
<b>Dimension (mm)</b>	Ø: 78 H: 108

## S90 MICRO



Glamox S90-MICRO is a small LED spotlight with driver integrated in track mount which gives an extreme slim design without compromises. Glamox S90-MICRO is a part of the S90 family with several options of products combining accent and general light, easily mounted in a track system for any type of application.

<b>Light source</b>	LED 1100 Lumen Out. Colour temperature 3000/4000 K, CRI Ra 90, MacAdams 3
<b>Ballast</b>	In-track HF or DALI driver (does not fit in single-point fix mount)
<b>Material/colour</b>	Powder painted die-cast aluminum housing in matte white or black.
<b>Optics</b>	25° or 40° faseted reflector optic.
<b>Dimension (mm)</b>	Ø: 78 H: 130

## S90-LINE



Glamox S90-LINE is a track mounted linear fixture. The design is modern and slim with microprism or double parabolic reflector optic. Glamox S90-LINE is designed together with S90-SPOT which is a track mounted spotlight. This is the perfect combination of accent and general light, easily mounted in a track system for any type of application.

<b>Light source</b>	LED 3000 - 5000 Lumen Out Colour temperature 3000/4000 K, CRI Ra 80, MacAdams 3
<b>Ballast</b>	HF or DALI dimmable 100-1% with DALI dimmer.
<b>Material/colour</b>	Housing in powder painted aluminum in matt white or black. Luminaires are delivered with a HF or DALI driver.
<b>Optics</b>	Microprismatic (MP) or Soft Light reflector optic (SL)
<b>Dimension (mm)</b>	W: 66 L: 1145 H: 88

## S90-SPOT



Glamox S90-SPOT is a compact LED spotlight with driver integrated in track mount which gives an extreme slim design without compromises. Glamox S90-SPOT is designed together with S90-LINE which is a track mounted linear fixture. This is the perfect combination of accent and general light, easily mounted in a track system for any type of application.

<b>Light source</b>	LED 2000 - 3500 Lumen Out. Colour temperature 3000/4000 K, CRI Ra 90, MacAdams 3
<b>Ballast</b>	HF or DALI dimmable 100-1% with DALI dimmer.
<b>Material/colour</b>	Housing in powder painted die-cast aluminum in matt white or black. Luminaires are delivered with a HF or DALI driver integrated in the track mount.
<b>Optics</b>	Spot, medium, wide or extreme wide beam aluminum reflector.
<b>Dimension (mm)</b>	Ø: 100 H: 160



## S90 FLEX

 Glamox



Glamox S90-FLEX is a compact, rectangular LED spotlight with driver integrated in track mount, which allows for an extremely slim design without compromise. Glamox S90-FLEX is part of the S90 family, which combines accent and general lighting and can be easily mounted into a track system for any type of application.

<b>Light source</b>	LED 2100 lumen out. Colour temperature 3000/4000 K, CRI Ra 90, MacAdams 3.
<b>Ballast</b>	HF or DALI.
<b>Material/colour</b>	Housing in powder painted die-cast aluminum in matt white or black.
<b>Optics</b>	65° lens optics with a white or black reflector.
<b>Dimension (mm)</b>	W: 131 L: 300 H: 41

## C63-R

 Glamox



Glamox C63-R is a modular LED luminaire designed for areas that require high IP rates and protection against impact (IK). This luminaire is suitable for most ceiling systems, and is easy to mount. The surface of Glamox C63-R is covered with clear glass, or with polycarbonate which is ideal for industries such as food processing areas where glass is prohibited. The surface of the luminaire also facilitates hygienic cleaning. For special requirements Glamox C63-R is specifically designed for areas that require luminaires with a high level of protection, such as hygienic facilities.

<b>Light source</b>	LED 4000 - 9200 lumen out Colour temperature 3000/4000 K, CRI Ra 80 and 90, MacAdams 3 Tuneable white (CCT) and RGB
<b>Ballast</b>	HF or DALI. Driver life time up to 100.000 h/10 % (max failure) at Ta 25°C.
<b>Material/colour</b>	Body and frame in white painted steel. IP55 from below. IP20 from above.
<b>Optics</b>	Standard with 3mm glass (GL) or polycarbonate (PC) in front of the optic (OP) or micro prismatic (MP) optic. IK07. MP/OP optic in acrylic. On request, C63-R can be delivered for IK10 with MP/OP optic in polycarbonate (MP-PC/OP-PC).
<b>Dimension (mm)</b>	W: 597 L: 597 H: 73 W: 297 L: 1197 H: 73

## C64-R



Glamox C64-R is certified according to ISO 14644-1 by Fraunhofer IPA and has also gone through a cleanability test in order to achieve the "Fraunhofer Tested Device-certification". Furthermore, Glamox C64-R is certified according to EN 60598-2-25 "Luminaires for use in clinical areas of hospitals and health care buildings". The Glamox C64-R is a versatile, recessed luminaire that can be used for applications such as laboratories, operating theaters without sterile ceilings, food processing facilities and commercial kitchen. Easy recessed mounting C64-R is designed for easy mounting in modular and plasterboard ceilings.

<b>Light source</b>	LED 4000 – 7500 lumen out Colour temperature 3000/4000 K, CRI Ra 80 or 90, MacAdams 3. Tuneable white (CCT) Blue Blocked light (BBL)
<b>Ballast</b>	HF or DALI. Driver lifetime up to 100.000 h/10 %(max failure) at Ta 25°C.
<b>Material/colour</b>	Body in white painted steel. IP65.
<b>Optics</b>	Standard with 4mm heat soaked tested glass (GL) in front of thermicrismatic (MP) optic. C64-R can be delivered for IK10 with 4mm clear polycarbonate (PC) front.
<b>Dimension (mm)</b>	W: 597 L: 597 H: 93 W: 297 L: 1197 H: 93 W: 297 L: 597 H: 93

## C65-S



Glamox C65-S is certified according to ISO 14644-1 by Fraunhofer IPA and has also gone through a cleanability test in order to achieve the "Fraunhofer Tested Device-certification". Furthermore, Glamox C65-S is certified according to EN 60598-2-25 "Luminaires for use in clinical areas of hospitals and health care buildings". A "clean design" Glamox C65-S is developed for areas that need the highest level of protection against contamination such as operating theaters, pharmaceutical and semi-conductor manufacturing facilities. When creating a luminaire for these kind of environments, every detail matters.

<b>Light source</b>	LED 4000 – 12000 lumen out Colour temperature 4000 K, CRI Ra 90, MacAdams 3. Tuneable white (CCT)
<b>Ballast</b>	HF or DALI. Driver lifetime up to 100.000 h/10 %(max failure) at Ta 25°C.
<b>Material/colour</b>	Body in white painted steel. IP65
<b>Optics</b>	Standard with 4mm heat soaked tested glass in front of a double parabolic softlight louvre, type SU.
<b>Dimension (mm)</b>	W: 348 L: 1245 H: 73 W: 348 L: 645 H: 73 W: 348 L: 1490 H: 73



## COSMO APEX

ES-SYSTEM



COSMO APEX is a versatile and robust luminaire which makes it suitable in a wide range of applications. The diffuser and housing are made of recyclable, self-extinguishing, UV-stabilized polycarbonate with mounting brackets and diffuser clips in stainless steel. COSMO APEX is easily mounted to ceiling or wall. Can also be pendant mounted with suspension wire. For indoor use or outdoor use under shelter.

Light source	LED 4000 - 7300 lumen out Colour temperature 3000/4000 K, CRI Ra 80, MacAdams 3
Ballast	Fixed output (HF) or DALI dimmable.
Material/colour	Housing in black (RAL 9005) or grey (RAL 9006) self-extinguishing, UV-stabilized polycarbonate. Polycarbonate diffuser with prismatic structure (PC) or opal (OP). Diffuser clips in stainless steel.
Dimension (mm)	W: 82 L: 1060 H: 78

## COSMO ECLIPSE

ES-SYSTEM



COSMO ECLIPSE is a versatile and robust luminaire with louvre which makes it suitable in a wide range of applications. Clear diffuser and silver metallic painted housing made of recyclable, self-extinguishing, UV-stabilized polycarbonate with mounting brackets and diffuser clips in stainless steel. COSMO APEX is easily mounted to ceiling or wall. Can also be pendant mounted with suspension wire. For indoor use or outdoor use under shelter.

Light source	LED 3500 - 6400 lumen out Colour temperature 3000/4000 K, CRI Ra 80, MacAdams 3
Ballast	Fixed output (HF) or DALI dimmable.
Material/colour	Silver metallic painted housing in self-extinguishing, UV-stabilized polycarbonate. Clear polycarbonate diffuser. Diffuser clips in stainless steel. Versions with gray housing or in 7 transparent colors are available on request.
Optics	Silver matt parabolic louvre (SMP).
Dimension (mm)	W: 82 L: 1060 H: 78





## COSMO NOVA

ES-SYSTEM



COSMO NOVA is a versatile and robust luminaire with 3 types of optics which makes it suitable in a wide range of applications. The diffuser and housing are made of recyclable, self-extinguishing, UV-stabilized polycarbonate with mounting brackets and diffuser clips in stainless steel. COSMO NOVA is easily mounted to ceiling or wall. Can also be pendant mounted with suspension wire. For indoor use or outdoor use under shelter.

<b>Light source</b>	LED 3800 - 6000 lumen out Colour temperature 3000/4000 K, CRI Ra 80, MacAdams 3
<b>Ballast</b>	Fixed output (HF) or DALI dimmable.
<b>Material/colour</b>	Housing in grey (RAL 9006) self-extinguishing, UV-stabilized polycarbonate. Clear polycarbonate diffuser. Diffuser clips in stainless steel. Versions with silver metallic painted housing are available on request.
<b>Optics</b>	Narrow beam (NB), extreme narrow beam (XNB) and asymmetric (ASY).
<b>Dimension (mm)</b>	W: 82 L: 1060 H: 78

## CYBERIA FX

ES-SYSTEM



CYBERIA FX is a compact industrial high bay luminaire for surface and pendant mounting or in open ceilings by use of a recessing frame. Can be used in ambient temperatures from +50°C down to -40°C. The luminaire housing is manufactured in high purity die-cast aluminium with black or white polyester powder coated paint finish. Supplied with external driver and pre-assembled cable. CYBERIA FX is available with 5 different types of optics and is suitable for a wide range of applications as industrial facilities, ware houses, production areas, workshops, sport halls and cold storages.

<b>Light source</b>	LED 12 600 - 30 800 lumen out Colour temperature 4000 K, CRI Ra 80, MacAdams 3
<b>Ballast</b>	External driver for fixed output (HF) or DALI dimmable.
<b>Material/colour</b>	Luminaire housing in high purity die-cast aluminium with black (RAL 9005) or white (RAL 9016) polyester powder coated paint finish. The optical system consists of high performance lens panels in polycarbonate or high gloss MIRROR aluminium. Supplied with tempered glass cover (IK09) or without (IK10).
<b>Optics</b>	Wide beam (WB and WB MIRO), medium beam (MB), elliptical beam (ELB) and asymmetric (ASY).
<b>Dimension (mm)</b>	W: 371 L: 371 H: 146 W: 371 L: 371 H: 250 W: 371 L: 371 H: 104



## GPV2

 Glamox



GPV2 is an IP67 luminaire for mounting on ceiling or wall. The luminaire housing is manufactured in grey recyclable glass reinforced polyester. The diffuser is supplied in polycarbonate with stainless steel clips. For indoor use or outdoor use under shelter. Please note: This product is suitable for onshore applications only

<b>Light source</b>	LED 2100 - 7500 lumen out Colour temperature 4000 K, CRI Ra 80, MacAdams 3 On request: 3000 K
<b>Ballast</b>	Fixed output (HF) or DALI dimmable (1-100%). Driver life time up to 120 000 h/10 % (max failure) at Ta 25°C.
<b>Material/colour</b>	Luminaire housing in grey recyclable glass reinforced polyester. Polycarbonate diffuser (PC). White painted geartray. Diffuser clips in stainless steel.
<b>Dimension (mm)</b>	W: 172 L: 1612 H: 105 W: 172 L: 1312 H: 105 W: 172 L: 702 H: 105

## i10

 Glamox



Glamox i10 is an IP23 luminaire with different lumen packages and types of reflectors in silver coated aluminium giving high flexibility. The luminaire housing is manufactured in unpainted aluzink coated steel. One hinged trapdoor all along the length of housing gives a very easy installation. Can be delivered with emergency lighting, different types of sensors and wireless communication.

<b>Light source</b>	LED 4000 - 20 000 lumen out Colour temperature 2700/3000/4000 K, CRI Ra 80, Mac-Adams 3 Tuneable white (CCT)
<b>Ballast</b>	Fixed output (HF) and DALI dimmable (1-100%). Driver life time up to 120 000 h/10 % (max failure) at Ta 25°C.
<b>Material/colour</b>	Housing in aluzink coated steel. End caps in aluzinc coated steel and ABS.
<b>Optics</b>	Wide beam - (WVB), medium beam - (MB), narrow beam (NB) and shelf beam (SB) reflector for retail in silver coated aluminium. Prismatic lens cover clear acrylic.
<b>Dimension (mm)</b>	W: 161 L: 1559 H: 136 W: 148 L: 1279 H: 125 W: 148 L: 1559 H: 125 W: 136 L: 1279 H: 121 W: 136 L: 1559 H: 121 W: 161 L: 1279 H: 136 W: 203 L: 1279 H: 147 W: 203 L: 1559 H: 147

## i25

 Glamox



Glamox i25 is a slim and robust IP68 (down to 20 meters) LED luminaire for industry and outdoor applications. With its slim construction it is very placement friendly and well suited for applications with narrow mounting spaces. i25 is manufactured with housing in extruded opal polycarbonate and with end caps in white polycarbonate. The luminaire is delivered with light sources and supplied with pre-assembled cable.

<b>Light source</b>	LED 1100 - 4000 lumen out Colour temperature 4000 K, CRI Ra 80, MacAdams 3 On request: 3000 K
<b>Ballast</b>	Fixed output (HF). DALI can be delivered on request. Driver life time up to 120 000 h/10 % (max failure) at Ta 25°C.
<b>Material/colour</b>	Housing in extruded opal polycarbonate. End caps in white polycarbonate. White painted zinc coated gear tray.
<b>Dimension (mm)</b>	W: 83    L: 780    H: 83 W: 83    L: 1390    H: 83

## i35

 Glamox



Glamox i35 is a surface mounted IP65 luminaire, specifically designed to meet strict requirements in the food industry. Proper material selection is critical for the product's lifetime therefore i35 is made of acid-proof steel (AISI 316) that is a corrosion and chemical resistant material complying to corrosion class C5-M. The product is designed to withstand cleaning products and methods that meet the requirements in the fish processing industry and slaughterhouses. The choices of materials are also suitable for effective cleaning with acidic foam detergent.

<b>Light source</b>	LED 5400 - 6800 lumen out Colour temperature 3000/4000 K, CRI Ra 80, MacAdams 3
<b>Ballast</b>	Fixed output (HF) and DALI dimmable (1-100%). Driver life time up to 120 000 h/10 % (max failure) at Ta 25°C.
<b>Material/colour</b>	Equipped with a pressure equalisation filter to prevent the formation of condensation.
<b>Optics</b>	Double parabolic Softlight optic (SU) in silver coated aluminium. Front cover in tempered glass (TG), laminated tempered glass (LTG) or impact resistant clear acrylic (CL).
<b>Dimension (mm)</b>	W: 280    L: 1213    H: 93



# i55



Glamox i55 is an impact-resistant and chemical resistant IP66/67 luminaire with diffuser in 5 mm tempered safety glass. The luminaire is very well suited for most chemical environments and is ideal for use in car washes, grease pits and chemical industry. Comes with stainless steel safety wire, easy installation and maintenance. The luminaire housing is manufactured in Aluzink or acid-proof steel with white epoxy/polyester powder coated finish. Alternatively in unpainted acid-proof steel.

<b>Light source</b>	LED 5400 - 8100 lumen out Colour temperature 4000 K, CRI Ra 80, MacAdams 3 On request: 3000 K
<b>Ballast</b>	Fixed output (HF) and DALI dimmable (1-100%). Driver life time up to 120 000 h/10 % (max failure) at Ta 25°C.
<b>Material/colour</b>	Housing in Aluzink or acid-proof steel with white epoxy/polyester powder coated finish. Alternatively in unpainted acid-proof steel. Tempered 5 mm safety glass cover with silicone gasket, spring-loaded acid proof steel clips and safety wires.
<b>Dimension (mm)</b>	W: 165 L: 1634 H: 98

# i60



Design: Aleksander Borgenhov

Glamox i60 is a flexible and streamlined splash proof LED luminaire for interiors and industry. With its slim design and efficient functionality, i60 is a practical solution for many different applications. It is easily fitted onto ceilings or walls, rails, or horizontal wires. With the optional vibration damping suspension it is also well suited for evacuation shelters or areas of high vibration. Can also be pendant mounted with wire suspension kit. i60 is equally elegant in an office interior or a scientific area, in schools, car parks or industrial buildings.

<b>Light source</b>	LED 2000 - 6000 lumen out Colour temperature 3000/4000 K, CRI Ra 80, MacAdams 3 Tuneable white (CCT) On request: CRI Ra 70
<b>Ballast</b>	Fixed output (HF) and DALI dimmable (1-100%). Driver life time up to 120 000 h/10 % (max failure) at Ta 25°C.
<b>Material/colour</b>	The luminaire housing is made of galvanized pre-painted steel with a second layer of white epoxy/polyester powder coated finish to achieve extra protection against corrosion. End caps in injection molded ASA. The diffuser is made of extruded opal fire rated polycarbonate.
<b>Dimension (mm)</b>	W: 165 L: 1502 H: 57 W: 165 L: 662 H: 57 W: 165 L: 1222 H: 57



# i70



Glamox i70 is a slim and robust LED luminaire designed for demanding applications, high ambient temperatures and long lifetime. The luminaire housing is made of anodized seawater resistant aluminium with end caps in polycarbonate and end brackets in acid proof steel. Diffuser in impact resistant opal polycarbonate (PC). Well suited for use in production areas, technical rooms, chemical plants, even areas exposed to extreme weather conditions and salinity. i70 is available in 2 different lengths with different lumen packages. The i70 is designed for a lifetime of 50.000 hours (L70) at maximum ambient temperatures of Ta 55 °C.

<b>Light source</b>	LED 2200 - 6000 lumen out Colour temperature 4000 K, CRI Ra 80, MacAdams 3
<b>Ballast</b>	Fixed output (HF) and DALI dimmable (1-100%). Driver life time up to 120 000 h/10 % (max failure) at Ta 25°C.
<b>Material/colour</b>	Luminaire housing in anodized seawater resistant aluminium with end caps in polycarbonate and end brackets in acid proof steel. Diffuser in impact resistant opal polycarbonate (PC). Silicone gaskets. Screws made of acid proof steel.
<b>Dimension (mm)</b>	W: 170 L: 634 H: 73 W: 170 L: 1194 H: 73

# i75



Glamox i75 is a compact LED luminaire for pendant and surface mounting. The product is suitable for many different applications ranging from assembly halls, open spaces, cinema to industrial premises, warehouses and cold storage facilities. The luminaire housing is manufactured in die-cast and extruded aluminium with aluminium grey (RAL 9006) epoxy/polyester powder coated paint finish. Supplied with reflector in anodised aluminium and front cover in laminated tempered glass or impact resistant clear acrylic. Smart installation through the top, with easy access to all internal components.

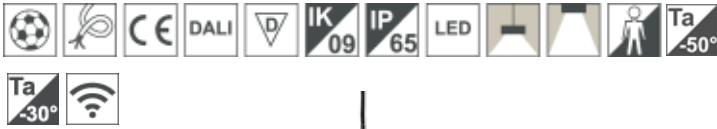
<b>Light source</b>	LED 1700 - 5000 lumen out Colour temperature 3000/4000 K, CRI Ra 80, MacAdams 3
<b>Ballast</b>	Fixed output (HF) and DALI dimmable (10-100%). Driver life time up to 100 000 h/10 % (max failure) at Ta 25°C.
<b>Material/colour</b>	Luminaire housing in die-cast and extruded aluminium with aluminium grey (RAL 9006) epoxy/polyester powder coated paint finish. Reflector in anodised aluminium. Front cover in laminated tempered glass (LTG) or impact resistant clear acrylic (CI). EPDM gaskets. Screws made of stainless steel.
<b>Optics</b>	Wide - (WB), medium - (MB) and narrow beam (NB) reflector in anodised aluminium.
<b>Dimension (mm)</b>	Ø: 250 H: 177 Ø: 250 H: 296





## i82-P

 Glamox



Glamox i82-P is a family of luminaires for single point suspension. The luminaire can also be surface mounted by use of ceiling bracket as accessories. Delivers up to 30000 lumen out of the luminaire. The product is designed to light industrial facilities, warehouses, production areas and workshops. With its powerful light output, i82-P is well suited for use in areas with high ceiling heights. Heatsink and luminaire top in grey epoxy / polyester powder coated die-casted aluminium with low content of iron and copper. Cover in grey injection moulded PC/ABS.

<b>Light source</b>	LED 18 000 - 30 000 lumen out Colour temperature 4000 K, CRI Ra 80, MacAdams 3 On request: 3000 K
<b>Material/colour</b>	Heatsink and luminaire top in grey (RAL 9006) epoxy / polyester powder coated die-casted aluminium with low content of iron and copper. Cover in grey (close to RAL 9006) injection moulded PC/ABS. Front covers in clear polycarbonate.
<b>Optics</b>	Medium beam - (MB) and narrow beam (NB) reflectors in metallized polycarbonate. Front covers in opal polycarbonate (OP/PC) as option.
<b>Dimension (mm)</b>	Ø: 369 H: 396

## ROBY-P

**ES-SYSTEM**



ROBY-P G2 is a high-bay luminaire for single point suspension designed for areas requiring waterproof and dustproof lighting with a minimum ingress protection rating of IP65. The luminaire can also be surface mounted by use of ceiling bracket as accessories. ROBY-P G2 is made of die-cast aluminium in two sizes, has a high mechanical impact resistance rating of IK10, and its efficiency reaches a maximum of 176 lm/W.

<b>Light source</b>	LED 24500-35000 Lumen out. Farbtemperatur 4000 K, CRI Ra 80, Mac Adams 3.
<b>Material/colour</b>	Body in black powder coated diecast aluminium. Lenses in polycarbonate.
<b>Optics</b>	Wide beam (WVB), narrow beam (NB) and clear (CL).
<b>Dimension (mm)</b>	Ø: 285 H: 172 Ø: 285 H: 156 Ø: 360 H: 180 Ø: 360 H: 186



## i90-P



Design: Hans Bleken Rud

Glamox i90-P is a robust and powerful IP65 LED luminaire for demanding industrial applications. The product can be pendant or surface mounted and is designed for challenging production premises, distribution centres, cross docking and high bay warehouses up to 25 meter mounting high. Can be used in ambient temperatures from -40°C up to 60°C. i90-P delivers up to 60000 lumen out of the luminaire and is available with wide beam - (WB), medium beam - (MB), narrow beam - (NB) and extreme narrow beam (XNB) reflector.

<b>Light source</b>	LED 30 000 - 60 000 lumen out Colour temperature 4000 K, CRI Ra 80, MacAdams 3 On request: 3000 K
<b>Ballast</b>	Fixed output (HF) and DALI dimmable (8-100%). Driver life time up to 120 000 h/10 % (max failure) at Ta 25°C.
<b>Material/colour</b>	The luminaire housing is made of black epoxy / polyester powder coated acid proof steel and die-casted aluminium with low content of iron and copper. Cooling ribs in black anodized extruded aluminium. Reflector in anodized aluminium.
<b>Optics</b>	Wide beam - (WB), medium beam - (MB), narrow beam (NB) and extreme narrow beam (XNB) reflector in anodised aluminium.
<b>Dimension (mm)</b>	Ø: 605 H: 384 Ø: 605 H: 322

## i95-P



Design: Hans Bleken Rud

Glamox i95-P is a robust IP65 LED luminaire with accurate light distribution. The product can be pendant or surface mounted and is designed for applications like production premises, warehouses, entrance halls and atriums with mounting heights up to 10-12 meters. i95-P is available with wide beam - (WB), medium beam - (MB), narrow beam - (NB) and extreme narrow beam (XNB) reflector. Luminaire top in black epoxy / polyester powder coated die-casted aluminium with low content of iron and copper. Component housing in injection moulded black glass reinforced polycarbonate. Cooling ribs in black anodized extruded aluminium.

<b>Light source</b>	LED 10 000 - 20 000 lumen out Colour temperature 4000 K, CRI Ra 80, MacAdams 3 On request: 3000 K
<b>Ballast</b>	Fixed output (HF) and DALI dimmable. Driver life time up to 100 000 h/10 % (max failure) at Ta 25°C.
<b>Material/colour</b>	Luminaire top in black epoxy / polyester powder coated die-casted aluminium with low content of iron and copper. Component housing in injection moulded black glass reinforced polycarbonate. Cooling ribs in black anodized extruded aluminium. Reflector in anodised aluminium.
<b>Optics</b>	Wide beam - (WB), medium beam - (MB), narrow beam (NB) and extreme narrow beam (XNB) reflector in anodised aluminium.
<b>Dimension (mm)</b>	Ø: 225 H: 449 Ø: 225 H: 387



## INDUSTRIA 1

ES-SYSTEM



INDUSTRIA 1 is a pendant - or ceiling mounted luminaire suitable for many types of applications from pharmaceutical and cosmetics production to cold stores. The luminaire housing is made of anodized aluminium and complies to corrosion class C4. Front cover in tempered glass or laminated glass.

<b>Light source</b>	LED 3900 - 11 800 lumen out Colour temperature 4000 K, CRI Ra 80, MacAdams 3
<b>Ballast</b>	Fixed output (HF) and DALI dimmable (1-100%).
<b>Material/colour</b>	The luminaire housing is made of anodized aluminium and complies to corrosion class C4. Suspension brackets in acid-proof steel. Front cover in tempered glass or laminated glass.
<b>Optics</b>	Extreme wide beam (XWB).
<b>Dimension (mm)</b>	W: 72 L: 1044 H: 81 W: 72 L: 1548 H: 81 W: 72 L: 540 H: 81

## INDUSTRIA 2 XTREME

ES-SYSTEM




INDUSTRI 2 XTREME is a pendant - or ceiling mounted luminaire with increased resistance to adverse working conditions and high efficiency. The luminaire housing is made of anodized aluminium and complies to corrosion class C4. Front cover in tempered glass or laminated tempered glass and different types of lens optics. INDUSTRI 2 XTREME is equipped with special LEDs with increased chemical resistance and durability.

<b>Light source</b>	LED 4500 - 13 500 lumen out Colour temperature 4000 K, CRI Ra 80, MacAdams 3 Special LEDs with increased chemical resistance and durability.
<b>Ballast</b>	Fixed output (HF) and DALI dimmable (1-100%).
<b>Material/colour</b>	The luminaire housing is made of anodized aluminium and complies to corrosion class C4. Suspension brackets in acid-proof steel. Front cover in tempered glass or laminated tempered glass.
<b>Optics</b>	Narrow beam (NB), medium beam (MB), wide beam (VWB) and elliptical beam (ELB).
<b>Dimension (mm)</b>	W: 72 L: 1720 H: 89 W: 72 L: 1160 H: 89 W: 72 L: 600 H: 89

# INDUSTRIA 3

ES-SYSTEM



INDUSTRIA 3 is a pendant - or ceiling mounted luminaire with louvre to reduce glare suitable for many types of applications. The luminaire housing is made of anodized aluminium and complies to corrosion class C4. Front cover in tempered glass or laminated glass.

<b>Light source</b>	LED 4000 - 12 200 lumen out Colour temperature 4000 K, CRI Ra 80, MacAdams 3
<b>Ballast</b>	Fixed output (HF) and DALI dimmable (1-100%).
<b>Material/colour</b>	The luminaire housing is made of anodized aluminium and complies to corrosion class C4. Suspension brackets in acid-proof steel. Front cover in tempered glass or laminated glass.
<b>Optics</b>	Silver matt parabolic louvre (SMP).
<b>Dimension (mm)</b>	W: 72    L: 1044    H: 89 W: 72    L: 1548    H: 89 W: 72    L: 540    H: 89

# MADOX

Glamox



MADOX is an efficient, easy mounting and uncomplicated plug and play IP20 trunking system. MADOX combines efficient, flexible and standard-compliant lighting for most industrial or retail requirements and areas of application. MADOX is a one-component trunking system that does not require separate mounting rails. The system is pre-assembled ready for installation just out of the box.

<b>Light source</b>	LED 4160 – 37500 lumen, 160 lm/W, Color temperature 4000 K, CRI>80, MacAdams 3 3000K, 5000K, 6000K, CRI>90 on request 190 lm/W on request
<b>Ballast</b>	Control gear HF or DALI dimmable (1-100%).
<b>Material/colour</b>	The housing is made of anodized aluminum.
<b>Optics</b>	UV-resistant PMMA diffuser, narrow beam (NB), medium beam (MB) and wide beam (WVB)
<b>Dimension (mm)</b>	L: 4468    W: 40    H: 50 (WB); 53 (MB); 57 (NB) L: 1524    W: 40    H: 50 (WB); 53 (MB); 57 (NB)

# REDOX

 Glamox



REDOX is an efficient, easy mounting and uncomplicated IP66 trunking system. REDOX combines efficient, flexible and standard-compliant lighting for most industrial requirements and areas of application where increased IP rating are required. The system can also be used in the covered outdoor area, at a distance of at least 50 centimeters from the roof. REDOX is a one-component trunking system that does not require separate mounting rails. The system is pre-assembled ready for assembly just out of the box.

<b>Light source</b>	LED 4160 – 37500 lumen, 160 lm/W, Color temperature 4000 K, CRI>80, MacAdams 3 3000K, 5000K, 6000K, CRI>90 on request 190 lm/W on request
<b>Ballast</b>	Control gear HF or DALI dimmable (1-100%).
<b>Material/colour</b>	The housing is made of extruded anodized aluminum.
<b>Optics</b>	UV-resistant PMMA diffuser, narrow beam (NB), medium beam (MB) and wide beam (WB)
<b>Dimension (mm)</b>	L: 4468 W: 40 H: 50 (WB); 53 (MB); 57 (NB) L: 1524 W: 40 H: 50 (WB); 53 (MB); 57 (NB)

# MAX



Our watertight industrial family, MULTI, consists of four different models; MIL, MIR, MIX and MAX. MAX is a high quality long life Category 2 marked luminaire for zone 1/21 and zone 2/22. Suitable for industrial applications, ships and oil installations in areas where an explosive atmosphere is likely to occur occasionally in normal operation. The luminaire has a wide variety of installation options, minimal maintenance and excellent overall economy. The luminaire housing is manufactured in Aluzink or acid-proof steel with white epoxy/polyester powder coated finish. Alternatively in unpainted acid-proof steel.

<b>Light source</b>	LED 2200 - 4500 lumen out Colour temperature 4000 K, CRI Ra 80, MacAdams 3.5
<b>Ballast</b>	Fixed output (HF). Driver life time up to 120 000 h/10 % (max failure) at Ta 25°C.
<b>Material/colour</b>	Housing in Aluzink or acid-proof steel with white epoxy/polyester powder coated finish. Alternatively in unpainted acid-proof steel. The diffuser is made of impact-proof polycarbonate (PC) with moulded silicone gasket and spring clips in acid-proof steel.
<b>Dimension (mm)</b>	W: 158 L: 724 H: 133 W: 158 L: 1468 H: 133 W: 158 L: 1334 H: 133 W: 158 L: 858 H: 133

# MIR G2



Our watertight industrial family, MULTI G2, consists of four different models: MIL G2, MIR G2, MIX G2 and MAX G2. MIR G2 is a high quality industrial long life luminaire. Developed for areas with temperatures from -25°C to +45°C. The luminaire has a wide variety of installation options, minimal maintenance and excellent overall economy. The luminaire housing is manufactured in acid-proof stainless steel or aluminium/zinc treated steel with a white epoxy/polyester powder-coated finish.

<b>Light source</b>	LED 2500 - 11 000 lumen out Colour temperature 4000 K, CRI Ra 80, MacAdams 3 On request: 3000/5000/6500 K
<b>Ballast</b>	Fixed output (HF) and DALI dimmable (10-100%). Driver life time up to 120 000 h/10 % (max failure) at Ta 25°C.
<b>Material/colour</b>	Housing in aluminium/zinc treated steel or acid-proof steel with white epoxy/polyester powder coated finish. Alternatively in unpainted acid-proof steel. The diffuser is made of impact-proof frosted polycarbonate (FR/PC) or modified impact resistant frosted acrylic (FR/KEM) with a one piece silicone-free gasket and clips in acid-proof steel.
<b>Dimension (mm)</b>	W: 158 L: 724 H: 95 W: 158 L: 1334 H: 95 W: 158 L: 1634 H: 95



## MIX



Our watertight industrial family, MULTI, consists of four different models; MIL, MIR, MIX and MAX. MIX is a high quality long life Category 3 marked luminaire for zone 2/22. Suitable for industrial applications, ships and oil installations in areas where an explosive atmosphere occurs only exceptionally for short periods. The luminaire has a wide variety of installation options, minimal maintenance and excellent overall economy. The luminaire housing is manufactured in Aluzink or acid-proof steel with white epoxy/polyester powder coated finish. Alternatively in unpainted acid-proof steel.

<b>Light source</b>	LED 2500 - 7500 lumen out Colour temperature 4000 K, CRI Ra 80, MacAdams 3
<b>Ballast</b>	Fixed output (HF) and DALI dimmable (10-100%). Driver life time up to 120 000 h/10 % (max failure) at Ta 25°C.
<b>Material/colour</b>	Housing in Aluzink or acid-proof steel with white epoxy/polyester powder coated finish. Alternatively in unpainted acid-proof steel. The diffuser is made of impact-proof polycarbonate (PC) with moulded silicone gasket and spring clips in acid-proof steel.
<b>Dimension (mm)</b>	W: 150 L: 1634 H: 128 W: 158 L: 1334 H: 133 W: 158 L: 724 H: 133

## MAX KIT LED



MAX KIT LED is a replacement kit to upgrade MAX T8 (18W and 36W) to energy efficient LED solution. Designed for areas with temperatures from -30°C to +50°C. The kit includes a new diffuser and diffuser clips.

<b>Light source</b>	LED 2200 - 4500 lumen out Colour temperature 4000 K, CRI Ra 80, MacAdams 3.5
<b>Ballast</b>	Fixed output (HF). Driver life time up to 120 000 h/10 % (max failure) at Ta 25°C.



## MIL G2 KIT



The MIL G2 KIT is a replacement kit to upgrade MIL T8 to an energy-efficient LED solution. It's equipped with a quick connector for easy replacement. It's designed for areas with temperatures from -40°C to +50°C. The kit includes a new diffuser and diffuser clips.

<b>Leuchtmittel</b>	LED 2500 - 7500 Lumen out. Farbtemperatur 4000K, CRI Ra 80, MacAdams 3.
<b>Betriebsgerät</b>	Betriebsgerät (HF). Lebensdauer des Betriebsgeräts: bis zu 120.000 Std./10% (max. Absenkung) bei Ta 25°C.

## MIR G2 KIT



The MIR G2 KIT is a replacement kit to upgrade MIR T5/T8 to an energy-efficient LED solution. It's equipped with a quick connector for easy replacement. It's designed for areas with temperatures from -25°C to +45°C. The MIR G2 KIT is also available with different types of integrated emergency solutions, both with an internal battery and prepared for external battery box (EB). The kit includes a new diffuser and new diffuser clips. Battery with the same item code as on the existing product to be upgraded must be ordered separately for emergency versions prepared for external battery box. Some emergency variants are also marine approved (M)..

<b>Light source</b>	2500 - 11 000 lumen out Colour temperature 4000 K, CRI Ra 80, MacAdams 3 On request: 3000 K
<b>Ballast</b>	Fixed output (HF) and DALI dimmable (10-100%). Driver life time up to 120 000 h/10 % (max failure) at Ta 25°C.

## MIX KIT LED



MIX KIT LED is a replacement kit to upgrade MIX T8 to energy efficient LED solution. Equipped with quick connector for easy replacement. Designed for areas with temperatures from -40°C to +55°C. The 600/1200 kit includes a new diffuser and diffuser clips.

<b>Light source</b>	LED 2500 - 7500 lumen out Colour temperature 4000 K, CRI Ra 80, MacAdams 3
<b>Ballast</b>	Fixed output (HF). Driver life time up to 120 000 h/10 % (max failure) at Ta 25°C.



## DALI Dimmers



A plug and play solution for dimming DALI products. All dimmers has a built in 50mA power supply that can dim up to 25 luminaires. Up to 4 dimmers can be connected in one system. Either as a slave, only connected on the DALI bus, or as a second master for increasing the number of luminaires with another 25pc. The LMS DALI ROTARY DT8 CCT can also change the color temperature by using push and turn on the rotary switch. Must then be connected to DALI CCT luminaires.

Dimension (mm) W: 49 L: 48

## DALI System Sensor Gen2

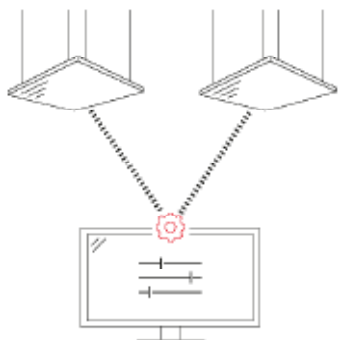


Glamox system sensor is a DALI based system where the master has a built-in power supply and can address up to 3 different zones. The sensor is using standard DALI commands and can therefore work with all types of DALI approved luminaires. Type of sensors We have two versions available. One with a detection area designed for long, narrow rooms (corridor) and one large square areas (circular detection). We can also deliver a version with a 5-pole Wago Winsta quick connector. All master sensors includes both a PIR presence sensor and a light sensor that converts the system in to a Constant Light System (CLS).

Dimension (mm) Ø: 110 H: 83



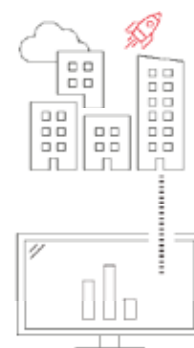
# Ethernet2Dali



Ethernet2Dali (E2D) allows you to plan a light management system that not only meets today's requirements, but can also accommodate future upgrades and expansion. The E2D system is based on Vertex, a DALI-2 application controller developed by the Glamox Group. The Vertex ApC is the brain of the E2D system and allows you to commission and monitor the light management system from one single point. The logic module platform is based on an open source environment, which makes this an extremely versatile system. With three DALI ports, one controller lets you connect up to 192 luminaires.

Dimension (mm)	Ø: 96	H: 37	
	Ø: 58	H: 66	
	W: 30	L: 30	H: 29
	W: 80	L: 93	H: 37
	L: 83	H: 83	
	Ø: 110	H: 83	
	L: 71	H: 71	
	Ø: 80	H: 35	
	L: 47	H: 114	
	L: 60	H: 114	
	L: 160	H: 90	
	W: 34	L: 45	
	W: 17	L: 90	H: 56
	W: 33	H: 60	

# Glamox Connect

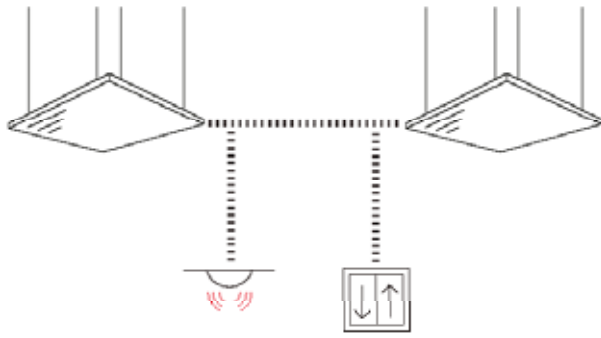


Glamox Connect helps you reduce energy consumption and optimise maintenance work. It is our central monitoring system, a cloud-based dashboard solution, where you can integrate and combine different Light Management Systems (LMS). It gives you access to all your devices in addition to an accurate overview of the energy consumption, activity and maintenance data for all of the connected devices and locations. You can test your emergency lights and run emergency reports according to the applicable standards automatically via the system.

Dimension (mm)	W: 106	H: 106
	L: 53	H: 90
	L: 72	H: 92
	W: 23	H: 96



# Glamox DALI Complete



With Glamox DALI Complete, you get a safe and well-proven solution. The system consists of DALI components that have been thoroughly tested both individually and combined as a system. This system allows you to connect small to medium-sized lighting control networks on site. With a wide range of components to choose from, this system can solve almost any challenge you throw at it. Unlike the DALI-2 system, the lighting control software is included in each product here. Access to this software is granted by using the DALI Cockpit commissioning software that you can download for free.

Dimension (mm)	W:	L:	H:
	70	38	70
	17	90	56
	41	120	22
	33	60	
	30	41	
	32	58	
	41	110	22
	18	98	57
	30	120	22
	32	56	
	83	111	
	82	82	
	70	70	
	28	40	
	Ø: 98	52	
	51	102	
	33	59	
	32	90	58

# Glamox KNX



KNX is a standardized, OSI-based network communications protocol for building automation. AS a member of the KNX association Glamox provides a wide range of KNX products linked to controlling light. Her you will find Power supply, DALI/KNX gateways, different sensors and Actuators. KNX is the only global standard for home and building control with •A single, manufacturer independent design and commissioning tool (ETS). •A complete set of supported communication media (TP, PL, RF and IP). •A complete set of supported configuration modes (system and easy mode).

Dimension (mm)	W:	L:	H:
	97	97	94
	60	60	
	91	146	

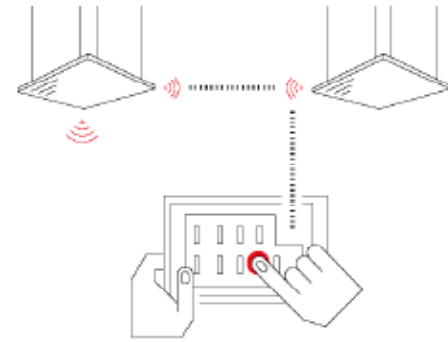
## Relay based sensors



The most basic type of external sensors in our system. They are all based on a relay that disconnect the mains when there is no presence in the room or if there are sufficient light in the room caused by incoming daylight. Here you will find sensors for standard room applications, for extreme wide detection area (WVB) and a more high beam sensor (NB). Slave sensors do not have any relay but can widen the detection area so that you can cover a larger room.

Dimension (mm)    Ø: 95    H: 52  
                          Ø: 110    H: 83

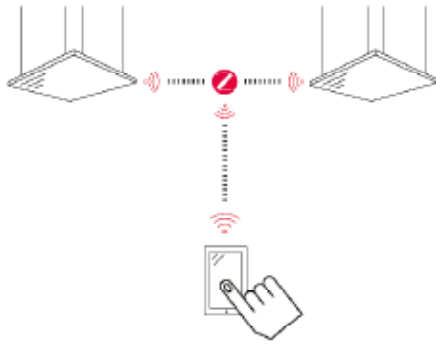
## Glamox Wireless Radio



Glamox Wireless Radio is a wireless system based on the 868 MHz frequency. An advantage of using this frequency is the long communication range. All luminaires have a wireless transceiver that is connected to a sensor. Grouping and adjusting the parameters of the motion and daylight sensors, switches and emergency lights are performed using a tablet, so that you can be in the room when each functionality is set and tested. Modern and intuitive software makes commissioning easy, without requiring a high level of programming expertise from the personnel.

Dimension (mm)    W: 122    L: 202    H: 75  
                          W: 66    L: 105    H: 22  
                          Ø: 25    H: 24  
                          W: 52    L: 165    H: 33  
                          W: 19    L: 43    H: 52  
                          W: 125    L: 175    H: 58  
                          W: 118    L: 180    H: 120  
                          W: 43    L: 52

# Glamox Wireless ZigBee



Glamox Wireless Zigbee is based on a 2.4 GHz mesh wireless network. Luminaires communicate with each other via Zigbee – the most developed wireless communication protocol on the market. The system enables all basic functionalities, such as motion detection and daylight control. The greatest advantage of this system is its simplicity. With Bluetooth integration, the system communicates directly with your mobile phone. Commissioning and configuration are really easy. The mobile app guides you through the whole process step by step. Your project can be further divided into Groups and Zones.

Dimension (mm)    W: 90    H: 90



## O10-S290

 Glamox



Design: Hans Bleken Rud

Glamox O10-S290 is a vandal resistant LED luminaire for ceiling and wall. Suitable both for residential or commercial use. Typical applications for Glamox O10-S290 would be facades, staircases and entrance areas. The luminaire housing is in die-cast aluminium and with polycarbonate diffuser. Three designs. Three colours. Available in three different designs; eyelid, cross or standard. Select between three different colours; black, white or aluminium grey.

<b>Light source</b>	LED 500 - 1000 lumen out Colour temperature 3000/4000 K, CRI Ra 80, MacAdams 3
<b>Ballast</b>	Fixed output or DALI dimable AC driver (light modulation with a frequency of 100Hz)
<b>Material/colour</b>	Housing in die-cast aluminium, painted in polyester powder paint in colour black (RAL 9005), white (RAL 9016) or aluminium grey (RAL 9006). Diffuser in impact resistant opal polycarbonate, IK10+ (120 Joule).
<b>Dimension (mm)</b>	Ø: 290 H: 149 Ø: 290 H: 131

## O15-S210

 Glamox



Glamox O15-S210 is a decorative circular wall or ceiling LED luminaire for residential or commercial use. Manufactured with housing made of die-cast aluminium. Double layer polyester powder coated paint finish in 4 different colours; black, white, anthracite or aluminium grey. The diffuser is made of impact resistant opal acrylic. Supplied with silicon gasket and screws in stainless steel.

<b>Light source</b>	LED 1200 lumen out Colour temperature 4000 K, CRI Ra 80, MacAdams 3 On request: 3000 K
<b>Ballast</b>	Fixed output (HF) or DALI dimmable (100-1%).
<b>Material/colour</b>	Manufactured with housing made of die-cast aluminium. Double layer polyester powder coated paint finish in 4 different colours; black (RAL 9005), white (RAL 9010), anthracite (close to RAL 7024) or aluminium grey (RAL 9006). The diffuser is made of impact resistant opal acrylic.
<b>Dimension (mm)</b>	Ø: 210 H: 89

## O22

 Glamox



Glamox O22 is a decorative wall luminaire for residential or commercial use. Suitable for both exterior and interior use. Available in three different colours; black, white or silver grey. O22 is manufactured with body made of die-cast aluminium. Polyester powder coated paint finish. Supplied with frosted tempered glass diffuser and an aluminium reflector. The luminaire has silicone gasket and all screws are in stainless steel.

<b>Light source</b>	LED 500 lumen out Colour temperature 4000 K, CRI Ra 80, MacAdams 3 On request: 3000 K
<b>Ballast</b>	Fixed output (HF).
<b>Material/colour</b>	Body made of die-cast aluminium. Polyester powder coated paint finish. Black (RAL 9005), white (close to RAL 9001) or silver grey (RAL 9006). Frosted tempered glass diffuser. Aluminium reflector. Silicone gasket and screws in stainless steel.
<b>Dimension (mm)</b>	W: 250 L: 126 H: 128


## O25-W

 Glamox



Glamox O25-W is a compact wall mounted LED downlights with only 50 mm diameter for interior or exterior installation. O25-W is available with different light distributions and variants with downlight only or both uplight/downlight. O25-W is manufactured with luminaire housing in die-cast aluminium. Double layer polyester powder coated paint finish. Supplied with tempered safety glass covers and two types of optics. The luminaire has silicone gasket and screws are in stainless steel.

<b>Light source</b>	LED 500 - 900 lumen out Colour temperature 4000 K, CRI Ra 80, MacAdams 3 On request: 3000 K
<b>Ballast</b>	Fixed output (HF).
<b>Material/colour</b>	Housing in die-cast aluminium. Double layer black (RAL 9005), anthracite (close to RAL 7024) or aluminium grey (RAL 9006) polyester powder coated paint finish. Tempered safety glass cover. Silicone gasket. Screws made of stainless steel.
<b>Optics</b>	1 or 2-way light distribution. Wide beam (WB). Medium beam (MB). Narrow beam (NB). Lens with 7° beam (L7).
<b>Dimension (mm)</b>	W: 50 L: 121 H: 131 W: 50 L: 121 H: 117







## O43

 Glamox



Glamox O43 is a decorative floodlight for indoor and outdoor use with medium beam or asymmetrical light distribution. Available in different sizes. The floodlight can be wall or column mounted. O43 is available with a wide beam optic for pathway lighting. O43 is manufactured with luminaire housing in die-cast aluminium. A first layer of epoxy powder and a second layer of polyester powder coated paint finish. Supplied with reflector in anodised aluminium and tempered safety glass cover. The luminaire has silicone gasket and all screws are in stainless steel. Please note that the arms must be ordered separately.

<b>Light source</b>	LED 1200 - 2400 lumen out Colour temperature 3000/4000 K, CRI Ra 80, MacAdams 3
<b>Ballast</b>	Fixed output (HF).
<b>Material/colour</b>	Housing in die-cast aluminium. A first layer of epoxy powder and a second layer of polyester powder coated paint finish. Black (close to RAL 9005) or aluminium grey (close to RAL 9006). Reflector in anodised aluminium. Tempered safety glass cover. Silicone gasket. Screws made of stainless steel.
<b>Optics</b>	Asymmetric (ASY). Medium Beam (MB). Wide beam optic for pathway lighting (WBA) for O43-290.
<b>Dimension (mm)</b>	W: 175 L: 242 H: 105 W: 175 L: 305 H: 105 W: 290 L: 500 H: 150




## O44

 Glamox



Glamox O44 is a decorative LED floodlight for indoor and outdoor use with different types of light distribution. Available in different sizes. The floodlight can be wall or column mounted. O44 is manufactured with luminaire housing in die-cast aluminium. A first layer of epoxy powder and a second layer of polyester powder coated paint finish. Supplied with tempered safety glass cover. The luminaire has silicone gasket and all screws are in stainless steel. Please note that the arms must be ordered separately.

<b>Light source</b>	LED 400 - 4500 lumen out Colour temperature 4000 K, CRI Ra 80, MacAdams 3 On request: 3000 K
<b>Ballast</b>	Fixed output (HF)
<b>Material/colour</b>	Housing in die-cast aluminium. A first layer of epoxy powder and a second layer of polyester powder coated paint finish. Black (close to RAL 9005), aluminium grey (close to RAL 9006) or white (close to RAL 9016). Tempered safety glass cover. Silicone gasket. Screws made of stainless steel.
<b>Optics</b>	Diffuse (OP). Asymmetric (ASY). Narrow beam 10° (NB). Medium beam 40° (MB). Wide beam optic for pathway lighting 120° (WBA).
<b>Dimension (mm)</b>	W: 80    L: 150    H: 35 W: 110    L: 210    H: 55 W: 175    L: 300    H: 75 W: 245    L: 422    H: 100



## O55

 Glamox



Glamox O55 is a slim 3 to 6 m column LED luminaire. Suitable for parks, paths and street lighting. The luminaire can be mounted on wall with an accessory bracket. O55 is manufactured with luminaire housing in die-cast aluminium. Double layer polyester powder coated paint finish. Available in three colours; black, anthracite or aluminium grey. Supplied with tempered safety glass covers. The luminaire has silicone gasket and screws are in stainless steel. O55 is equipped with 6 m pre-assembled rubber cable.

<b>Light source</b>	LED 3000 - 7000 lumen out Colour temperature 3000/4000 K, CRI Ra 80, MacAdams 3
<b>Ballast</b>	Fixed output (HF) or DALI dimmable (10-100%).
<b>Material/colour</b>	Housing in die-cast aluminium. Double layer black (RAL 9005), anthracite (close to RAL 7024) or aluminium grey (RAL 9006) polyester powder coated paint finish. Tempered safety glass cover. Silicone gasket. Screws made of stainless steel.
<b>Optics</b>	Wide beam optic for street and pathway lighting (WBA), medium beam asymmetrical optics (MBA) and asymmetric (ASY).
<b>Dimension (mm)</b>	W: 250 L: 520 H: 95

## O55-W

 Glamox



Glamox O55-W is a slim LED floodlight. Suitable for mounting on facades. The luminaire can also be mounted on pole with top diameter of 60 mm with accessory brackets. O55-W is manufactured with luminaire housing in die-cast aluminium. Double layer polyester powder coated paint finish. Available in three colours; black, anthracite or aluminium grey. Supplied with tempered safety glass covers. The luminaire has silicone gasket and screws are in stainless steel.

<b>Light source</b>	LED 3000 - 8000 lumen out Colour temperature 3000/4000 K, CRI Ra 80, MacAdams 3 RGBW on request
<b>Ballast</b>	Fixed output (HF) or DALI dimmable (10-100%).
<b>Material/colour</b>	Housing in die-cast aluminium. Double layer black (RAL 9005), anthracite (close to RAL 7024) or aluminium grey (RAL 9006) polyester powder coated paint finish. Tempered safety glass cover. Silicone gasket. Screws made of stainless steel.
<b>Optics</b>	Medium beam (MB) and asymmetric (ASY).
<b>Dimension (mm)</b>	W: 250 L: 495 H: 75

## O68-S210

 Glamox



Glamox O68-S210 is a compact surface mounted LED downlight. Manufactured with luminaire housing in die-cast aluminium. Double layer black or aluminium grey polyester powder coated paint finish. Available with wide - or medium beam reflector in anodised aluminium and tempered safety glass cover. The luminaire has silicone gasket and screws are in stainless steel.

<b>Light source</b>	LED 3000 lumen out Colour temperature 4000 K, CRI Ra 80, MacAdams 3 On request: 3000 K
<b>Ballast</b>	Fixed output (HF) or DALI dimmable (100-1%).
<b>Material/colour</b>	Manufactured with luminaire housing in die-cast aluminium. Double layer black (RAL 9005) or aluminium grey (RAL 9006) polyester powder coated paint finish. Reflector in anodised aluminium and tempered safety glass cover. The luminaire has silicone gasket and screws are in stainless steel.
<b>Optics</b>	Wide - (WB) and medium beam (MB) and reflector in anodised aluminium.
<b>Dimension (mm)</b>	Ø: 211 H: 220

## O69-R

 Glamox



Glamox O69-R is a range of LED downlights for exterior or interior installation. Available in five different sizes. O69-R is a compact recessed LED downlight. Manufactured with luminaire housing in die-cast aluminium with white polyester powder coated paint finish. The front cover is made of tempered glass. The luminaire has silicone gasket and all screws are in stainless steel.

<b>Light source</b>	LED 800 - 4500 lumen out Colour temperature 3000/4000 K, CRI Ra 80, MacAdams 3
<b>Ballast</b>	Supplied with external IP20 driver. Fixed output (HF) or DALI dimmable (100-1%).
<b>Material/colour</b>	Housing in die-cast aluminium with white polyester powder coated paint finish (close to RAL 9010). The front cover is made of tempered glass. Silicone gasket. Screws are in stainless steel.
<b>Optics</b>	Medium beam (MB) and wide beam (WB).
<b>Dimension (mm)</b>	Ø: 125 H: 65 Ø: 100 H: 60 Ø: 140 H: 91 Ø: 180 H: 106 Ø: 230 H: 120

## O70-S

 Glamox



Design: Hans Bleken Rud

Glamox O70-S is a solid-looking vandal proof (IK10) LED luminaire with a heavy aluminium body and opal polycarbonate diffuser. This luminaire will not look out of place even in environments with rough surfaces such as concrete, bricks and stone. Typical applications for Glamox O70-S would be facades, staircases and entrance areas. Two sizes. Two designs. Three colours. Glamox O70-S is available in two different sizes, with a diameter of 290 or 410 mm. The aluminium body comes in aluminium grey, black or white paint with or without eyelid. Also available for indoor use. The indoor version is called Glamox A70.

<b>Light source</b>	LED 600 - 1800 lumen out Colour temperature 3000/4000 K, CRI Ra 80, MacAdams 3
<b>Ballast</b>	Fixed output (HF) or DALI dimmable (100-1%). Driver life time up to 100 000 h/10 % (max failure) at Ta 25°C.
<b>Material/colour</b>	Housing in die-cast aluminium, painted in polyester powder paint in colour Aluminium grey (RAL 9006), Black (RAL 9005) or white (RAL 9016). Diffuser is in impact resistant opal polycarbonate (PC).
<b>Dimension (mm)</b>	Ø: 410 H: 138 Ø: 410 H: 93 Ø: 290 H: 123 Ø: 290 H: 93

## O71-R

 Glamox



Glamox O71-R is a recessed LED luminaire for outdoor use. Well suited also for ground recessed mounting as the luminaire can manage a maximum load of 1000kg. O71-R is delivered complete with power supply. Available in black or silver grey colour and with three different light distributions. The luminaire is manufactured with body and top cover in die-cast aluminium. Polyester powder coated paint finish. The top cover can be delivered in three different light emissions: R1, R2 or R3. The diffuser is made of tempered opal safety glass. The luminaire has silicone gasket and all screws are in stainless steel.

<b>Light source</b>	LED 10 lumen out Colour temperature 3200 K, CRI Ra 80, MacAdams 3
<b>Ballast</b>	Fixed output (HF).
<b>Material/colour</b>	Body and top cover in die-cast aluminium. Polyester powder coated paint finish in colour in black (RAL 9005) or silver grey (RAL 9006). Diffuser made of tempered opal safety glass. Silicone gasket. Stainless steel screws. Maximum load is 1000 kg. Glass mechanical strength is 12.0 joule.
<b>Dimension (mm)</b>	Ø: 120 H: 35

## O83-W

 Glamox



Glamox O83-W is a decorative wall luminaire with a lot of options. Suitable for both indoor and outdoor use. Delivered in three different colours; black, white or silver grey. The luminaire is manufactured with luminaire housing in die-cast aluminium. Polyester powder coated paint finish. Supplied with tempered glass. O83-W has silicone gasket and all screws are made of stainless steel.

<b>Light source</b>	LED 600 lumen out Colour temperature 4000 K, CRI Ra 80, MacAdams 3 On request: 3000 K
<b>Ballast</b>	Fixed output (HF).
<b>Material/colour</b>	Housing in die-cast aluminium. Polyester powder coated paint finish. Black (RAL 9005), white (close to RAL 9001) or silver grey (RAL 9006). Tempered glass cover. Silicone gasket. Screws made of stainless steel.
<b>Optics</b>	Wide beam (WB).
<b>Dimension (mm)</b>	W: 165 L: 193 H: 170

## O84-W

 Glamox



Glamox O84-W is a decorative wall luminaire. Suitable for both indoor and outdoor use. Delivered in two colours; black or silver grey. O84-W is available with 1- or 2-way light distribution. The luminaire is manufactured with luminaire housing in die-cast aluminium. Polyester powder coated paint finish. Supplied with aluminium reflector and tempered frosted glass cover. O84-W has silicone gasket and all screws are made of stainless steel.

<b>Light source</b>	LED 350 - 700 lumen out Colour temperature 4000 K, CRI Ra 80, MacAdams 3 On request: 3000 K
<b>Ballast</b>	Fixed output (HF).
<b>Material/colour</b>	Housing in die-cast aluminium. Polyester powder coated paint finish. Black (RAL 9005) or silver grey (RAL 9006). Aluminium reflector and tempered frosted glass cover. Silicone gasket. Screws made of stainless steel.
<b>Optics</b>	1- or 2-way light distribution. Wide beam (WB).
<b>Dimension (mm)</b>	W: 130 L: 210 H: 100

# O88-W



Glamox O88-W is a decorative wall luminaire with several options. Suitable for both indoor and outdoor use. Delivered in four colours; black, white, anthracite or aluminium grey. O88-W is available with 1- or 2-way light distribution. The luminaire is manufactured with luminaire housing in die-cast aluminium. Polyester powder coated paint finish. Supplied with opal polycarbonate diffuser. O88-W has silicone gasket and all screws are made of stainless steel.

Light source	LED 900 - 1800 lumen out Colour temperature 3000/4000 K, CRI Ra 80, MacAdams 3 On request: 2700 K
Ballast	Fixed output (HF) or DALI dimmable (1-100%).
Material/colour	Body made of die-cast aluminium. Polyester powder coated paint finish. Black (RAL 9005), white (close to RAL 9001), anthracite (close to RAL 7022) or silver grey (RAL 9006). Opal polycarbonate diffuser. Silicone gasket and screws in stainless steel.
Dimension (mm)	B: 115    L: 220    H: 100





# O91



Glamox O91 is a powerful LED floodlight for outdoor and indoor use with medium beam or asymmetrical light distribution. Suitable for professional lighting of large areas as sports grounds, sea ports, terminal docks, container storage etc. O91 is manufactured with luminaire housing in die-cast aluminium with polyester powder coated paint finish. Reflectors in silver coated aluminium. Supplied with tempered safety glass cover with extra high light transmission. The luminaire has silicone gasket and all screws are in stainless steel. The mounting bracket is produced in hot dipped galvanized steel.

<b>Light source</b>	LED 35 000 - 55 000 lumen out Colour temperature 5000 K, CRI Ra 70, MacAdams 4
<b>Ballast</b>	Fixed output (HF). DALI on request.
<b>Material/colour</b>	Body in die-cast aluminium with silver grey (RAL 9006) polyester powder coated paint finish. Reflectors in silver coated aluminium. Supplied with tempered safety glass cover with extra high light transmission. The luminaire has silicone gasket and all screws are in stainless steel.
<b>Optics</b>	Medium beam - (MB) and asymmetrical reflectors (ASY) in silver coated aluminium.

# O92



Glamox O92 is a powerful LED floodlight for outdoor and indoor use with extreme narrow beam or asymmetrical light distribution. Suitable for HDTV recording and professional lighting of large areas as sports grounds, sea ports, terminal docks, container storage etc. O92 is manufactured with luminaire housing in die-cast aluminium with polyester powder coated paint finish. Reflectors in metallized high performance thermoplastics. Supplied with tempered safety glass cover with extra high light transmission. The luminaire has silicone gasket and all screws are in stainless steel. The mounting bracket is produced in hot dipped galvanized steel.

<b>Light source</b>	LED 110 000 - 120 000 lumen out Colour temperature 5000 K, CRI Ra 70/80, MacAdams 4
<b>Ballast</b>	DALI dimmable (100-20%)
<b>Material/colour</b>	Body in die-cast aluminium with silver grey (RAL 9006) polyester powder coated paint finish. Supplied with tempered safety glass cover with extra high light transmission. The luminaire has silicone gasket and all screws are in stainless steel. Mounting bracket in hot dipped galvanized steel.
<b>Optics</b>	Asymmetrical reflectors (ASY) in metallized high performance thermoplastics.
<b>Abmessungen (mm)</b>	B: 696 L: 888 H: 460

## O94

 Glamox



Glamox O94 is a powerful LED floodlight for outdoor and indoor use with two different optics. Suitable for lighting of large areas such as sports grounds, sea ports, terminal docks, container storage etc. O94 is manufactured with luminaire housing in die-cast aluminium with polyester powder coated paint finish. Reflectors in silver coated aluminium. Supplied with tempered safety glass cover with extra high light transmission. The luminaire has silicone gasket and all screws are in stainless steel. The mounting bracket is produced in hot dipped galvanized steel.

<b>Light source</b>	LED 100 000 - 120 000 lumen out Colour temperature 4000 K, CRI Ra 70, MacAdams 4
<b>Ballast</b>	DALI dimmable (100-20%)
<b>Material/colour</b>	Body in die-cast aluminium with silver grey (RAL 9006) polyester powder coated paint finish. Supplied with tempered safety glass cover with extra high light transmission. The luminaire has silicone gasket and all screws are in stainless steel. Mounting bracket in hot dipped galvanized steel.
<b>Optics</b>	Medium beam - (MB) and asymmetrical reflectors (ASY) in silver coated aluminium.
<b>Dimension (mm)</b>	W: 603 L: 645 H: 313 W: 603 L: 693 H: 414

## NEXT

 Glamox



NEXT is a decorative floodlight series for indoor and outdoor use. Available with asymmetric - or medium beam light distribution. NEXT is manufactured with luminaire housing in die-cast aluminium with silver grey polyester powder coated paint finish. Supplied with tempered safety glass cover with silicone gasket. The mounting bracket is produced in galvanized and painted steel. All floodlights except NEXT 0 is equipped with a pressure equalization filter to prevent the formation of condensation. The floodlights may be mounted on an outreach arm for wall lighting. The outreach arm must be ordered separately.

<b>Light source</b>	LED 3500 - 50 000 lumen out Colour temperature 3000/4000 K, CRI Ra 70/80, MacAdams 3
<b>Ballast</b>	NEXT 0: Fixed output (HF) NEXT 1: Fixed output (HF) and DALI dimmable (100-10%) NEXT 2-8: DALI dimmable (100-20%)
<b>Material/colour</b>	Housing in die-cast aluminium with silver grey (RAL 9006) polyester powder coated paint finish. Supplied with 5 mm tempered safety glass cover with extra high light transmission. The luminaire has silicone gasket and all screws are in stainless steel.
<b>Optics</b>	Asymmetric - (ASY) and medium beam - (MB) reflector in high quality reflector material.
<b>Dimension (mm)</b>	W: 234 L: 183 H: 60 W: 277 L: 223 H: 64 W: 277 L: 233 H: 64

## DN S140

ES-SYSTEM




DN S140 is a compact surface mounted LED downlight. Manufactured with luminaire housing in aluminium with black, white or aluminium grey polyester powder coated paint finish. Available with medium -, narrow -, or extreme narrow beam reflector in metallized polycarbonate. The luminaire has tempered glass cover and silicone gasket.

<b>Light source</b>	LED 2300 - 2400 lumen out Colour temperature 3000/4000 K, CRI Ra 80, MacAdams 3
<b>Ballast</b>	Fixed output (HF) or DALI dimmable.
<b>Material/colour</b>	Housing in aluminium. Black (RAL 9005), white (RAL 9016) or aluminium grey (RAL 9006) polyester powder coated paint finish. Tempered glass cover and silicone gasket.
<b>Optics</b>	Medium beam - (MB), narrow beam - (NB) and extreme narrow beam (XNB) reflector in metallized polycarbonate.
<b>Dimension (mm)</b>	Ø: 140 H: 300

## DN S140 MINI

ES-SYSTEM



DN MINI S140 is a compact surface mounted LED downlight. Manufactured with luminaire housing in aluminium with aluminium grey polyester powder coated paint finish. Available with wide - and medium beam reflector in metallized polycarbonate. The luminaire has tempered glass cover and silicone gasket.

<b>Light source</b>	LED 700 - 1000 lumen out Colour temperature 3000/4000 K, CRI Ra 80, MacAdams 3
<b>Ballast</b>	Fixed output (HF) or DALI dimmable.
<b>Material/colour</b>	Housing in aluminium. Aluminium grey (RAL 9006) polyester powder coated paint finish. Tempered glass cover and silicone gasket.
<b>Optics</b>	Wide beam - (WB) and medium beam (MB) reflector in metallized polycarbonate.
<b>Dimension (mm)</b>	Ø: 140 H: 137 Ø: 140 H: 130 Ø: 140 H: 131

## RACER

ES-SYSTEM



RACER is a slim LED floodlight for street and urban lighting. For mounting on pole with top diameter of 48-60 mm. RACER is manufactured with luminaire housing in die-cast aluminium with polyester powder coated paint finish. The optical system consists of lens panels. Supplied with tempered safety glass cover. The luminaire has silicone gasket and all screws are in stainless steel.

<b>Light source</b>	LED 13 500 - 25 000 lumen out. Colour temperature 4000/5700 K, CRI Ra 70, MacAdams 3
<b>Ballast</b>	Fixed output (HF) and DALI dimmable.
<b>Material/colour</b>	Body in die-cast aluminium with grey (RAL 7042) polyester powder coated paint finish. The optical system consists of lens panels. Supplied with tempered safety glass cover. The luminaire has silicone gasket and all screws are in stainless steel.
<b>Optics</b>	Medium beam asymmetrical optic (MBA).
<b>Dimension (mm)</b>	W: 985 L: 345 H: 115 W: 345 L: 985 H: 115

## RACER MINI

ES-SYSTEM



RACER MINI is a slim LED floodlight for street and urban lighting. For mounting on pole with top diameter of 48-60 mm. RACER MINI is manufactured with luminaire housing in die-cast aluminium with polyester powder coated paint finish. The optical system consists of lens panels. Supplied with tempered safety glass cover. The luminaire has silicone gasket and all screws are in stainless steel.

<b>Light source</b>	LED 2600 - 17 000 lumen out Colour temperature 3000/4000/5700 K, CRI Ra 70, MacAdams 3
<b>Ballast</b>	Fixed output (HF). DALI dimmable on request.
<b>Material/colour</b>	Body in die-cast aluminium with grey (RAL 7042) polyester powder coated paint finish. The optical system consists of lens panels. Supplied with tempered safety glass cover. The luminaire has silicone gasket and all screws are in stainless steel.
<b>Optics</b>	Wide beam optic for street and pathway lighting (WBVA), medium beam asymmetrical - (MBA), Asymmetric left - (ASY-L) and asymmetric right optic (ASY-R).
<b>Dimension (mm)</b>	W: 345 L: 826 H: 107 W: 826 L: 345 H: 107 W: 825 L: 335 H: 100 W: 826 L: 345 H: 100

L-1

LUXO



Design: Jac Jacobsen

The original ideas lamp Sleek and elegant, purposeful and pliable, the L-1 task light design is contained within itself. Nothing to add, nothing to subtract. It's so simple, it's almost obvious. But then again, great ideas always are. A great idea always seems self-explanatory when you see it for the first time. It's as if some sort of truth has been hidden, just waiting to be brought out into the light - such as recognizing how a jointed construction, resembling the human upper and lower arm, is a desirable model of functionality in a task light.

<b>Light source</b>	LED 700 lumen out (dimnable). Correlated colour temperature (CCT) is 3000 K, Colour rendition index (CRI) is 90. Also available with E27 LED 530 lumen (on/off) 2700 Kelvin replaceable light source. L-1 is certified for maximum 20W.
<b>Material/colour</b>	Steel arm and aluminium shade. Colours: white, black or silver grey. L-1 LED Wall is only available in white or black. Available in Luxo Colour Concept
<b>Optics</b>	Symmetric light output. Inner shade painted white for maximum efficiency. L-1 LED has a opalic diffuser for a softer light and to avoid glare.
<b>Dimension (mm)</b>	Ø: 155 H: 175

Motus Flat

LUXO



Design: Andreas Murray, Hans Bleken Rud

Motus is movement The ingenious 3-way movement lets your hand seamlessly set the head of Motus Flat in the place best suited for yourself without any interruptions. Motus Flat This versatile task light has a spring balanced flexible arm with three joints. Motus Flat has an asymmetric light output that provides the best glare-free workplace. Motus Flat is dimmable as standard and can also be delivered with Tuneable White technology so you can set the required colour temperature and intensity. Sensor is also an option when you want to have the task light turn on when motion is detected and turned off after a period of inactivity.

<b>Light source</b>	LED 800 lumen out, 3000K Colour rendition index (CRI) 90 Tuneable White (CCT 4000/3300/2700K) Seamless dim, dims down to 10%
<b>Material/colour</b>	Arm and head in black or white powder painted aluminium Base in powder painted Zink. Inductive base charge plate in a white or black rubber paint.
<b>Optics</b>	Clear lens with asymmetric light output
<b>Arm length (cm)</b>	78
<b>Dimension (mm)</b>	W: 454 L: 105 H: 427



## Motus Mini

LUXO



Design: Andreas Murray, Hans Bleken Rud

Motus is movement The ingenious 3-way movement lets your hand seamlessly set the head of Motus Mini in the place best suited for yourself without any interruptions. Motus Mini Motus mini is a small, decorative task light. A short arm is fixed to a table base. The head is tiltable in all directions making it easy to position the light exactly where you need it. In spite of its modest size, Motus Mini has lots of light, making it a complete task light for smaller work areas.

**Light source** LED 800 lumen out when at 4000K  
Colour rendition index (CRI) 90  
Dim to warm (D2W 4000-2700K), seamless dim  
Dims down to 10%

**Material/colour** Motus Mini has an powder painted aluminium arm, head and base. Standard colours is black and white or any of the available colours in Luxo Colour Concept (Colour codes as below) Estate Green - S 4520-G Pleasant Green - S 2520-G30Y Silk Teal - S 2015-B70G Mild Citrus - S 1015-G50Y

**Optics** Symmetric light output with opal diffusor.

**Dimension (mm)** W: 193 L: 180 H: 390

## Motus Table

LUXO



Design: Hans Bleken Rud, Andreas Murray

Motus is movementThe ingenious 3-way movement lets your hand seamlessly set the head of Motus Table in the place best suited for yourself without any interruptions. Motus TableThis versatile task light has a fixed arm with one joint in the base and one in the head. Motus Table has a symmetric light output with a dim-to-warm functionality which gives a excellent work light or relaxing warm light when dimmed down.

**Light source** LED 800 lumen out when at 4000K  
Colour rendition index (CRI) 90  
Dim to warm (D2W 4000-2700K), seamless dim  
Dims down to 10%

**Material/colour** Arm and head in black or white powder painted aluminium  
Base in powder painted Zink. Inductive base charge plate in a white or black rubber paint. available colours in Luxo Colour Concept (Colour codes as below) Estate Green - S 4520-G Pleasant Green - S 2520-G30Y Silk Teal - S 2015-B70G Mild Citrus - S 1015-G50Y

**Optics** Symmetric light output with opal diffusor..

**Dimension (mm)** W: 443 L: 96 H: 330



## FL-LED

LUXO



FL LED is a symmetric task light especially suitable for work benches and other large work surfaces where plenty of light is needed. With its flexible arm and head you can easily adjust it for your personal needs. Standard with table clamp. Integrated table clamp available on demand. Colour: White.

<b>Light source</b>	LED 1100 lumen out. Correlated colour temperature (CCT) is 4000K, Colour rendition index (CRI) is 80. On/off switch on top of head.
<b>Material/colour</b>	Steel arm and shade. Colour: white.
<b>Optics</b>	Symmetric light output with opal diffusor.
<b>Dimension (mm)</b>	W: 106 L: 400 H: 50

## Ninety

LUXO



Design: Shawn Littrell

Ninety is a minimalistic and modern task light that doesn't make any sacrifices on an excellent light output. The clean shapes are well thought through from head to base in order to complement any modern office layout. The matte structured paint gives a sophisticated look and underlines the Scandinavian design heritage. The asymmetric light output minimizes glare and makes it easy to place the lamp on the side of the desk without disturbing the visual field. Available with USB charger A model with a USB charger integrated into the table base is also available.

<b>Light source</b>	LED 500 lumen out. Correlated colour temperature (CCT) is 3000 K, Colour rendition index (CRI) is 90.
<b>Material/colour</b>	Full metal body made of zinc, steel and aluminium. Shade cover in plastic. Fine structured matte paint in white and black.
<b>Optics</b>	Asymmetric light output. White, polycarbonate reflectors.
<b>Dimension (mm)</b>	W: 100 L: 40 H: 10



## Split

LUXO



Design: Aleksander Borgenhov

Split is a task light for large, demanding work places. The powerful light output is particularly suitable for large work surfaces where plenty of light is needed. This makes it easy to fulfill the lux level requirements of the European standard for indoor workplace lighting. The asymmetric light minimizes glare and makes it possible to place the light on the side of the desk without disturbing the visual field in front of you. This impressive modern task light will stand out in any office environment.

Light source	LED 700 lumen out. Correlated colour temperature (CCT) is 3000K, Colour rendition index (CRI) is 90.
Material/colour	Steel arm and aluminium shade. Fine structured matte paint in white and black.
Optics	Asymmetric light output. White, polycarbonate reflectors.
Arm length (cm)	80
Dimension (mm)	W: 110 L: 156 H: 10



# Trace

LUXO



Design: Daniel and Marklund

Trace is a compact task light with excellent light output and a minimalistic design. A slim arm carries the distinct lamp head, which has the form of a superellipse, a square with rounded edges. The task light changes shape and expression when seen from different angles. Décor rings The addition of a colourful décor ring gives the task light a playful expression. It also means that the personality of the luminaire may be altered by switching between differently coloured décor rings. Excellent ergonomics Trace offers excellent ergonomics in the office workspace.

Light source	LED 450 lumen out. Correlated colour temperature (CCT) is 3000K, Colour rendition index (CRI) is 90.
Material/colour	Full metal body made of zinc, steel and aluminium. Shade cover in plastic. Fine structured matte paint in white and black.
Optics	Asymmetric light output. White, polycarbonate reflectors.
Arm length (cm)	50
Dimension (mm)	W: 96    L: 96    H: 18















## E95-S

 Glamox



E95-S is a surface mounted escape route light or anti panic emergency light system designed for High Bay applications. The product is also designed for industrial cabling and termination. E95-S is available with trough wiring (TW) for 3 phase 4mm<sup>2</sup> termination or a standard 2,5mm<sup>2</sup> direct termination. The product gives 490lm out and can be used in applications up to 20 meter as a route light and up to 24 meter as an anti panic light. Both variants can be supplied for manual, selftest or DALI testing and monitoring. There is also available a selftest version with wireless communication for use together with Glamox wireless.


Material/colour IP65 casing in Polycarbonate

Dimension (mm) W: 175 L: 250 H: 74



## LUMI-S

 Glamox




Surface ceiling mounted luminaires for emergency escape route lighting in accordance with the EN 1838 and EN 50172 standards. The large number of different lenses guarantee excellent escape route lighting in a number of different applications. Minimum stand by consumption is ensured by using modern architecture. Versions with lighting control and monitoring using our own DALI-2 based solution Ethernet-2DALI are available. LUMI-S is using Lithium Battery technology.

<b>Material/colour</b>	Main body in white self-extinguishing Polycarbonate. Also available in black on request.
<b>Optics</b>	With its large number of different light distributions LUMI covers most applications and tasks within escape route and anti-panic lighting. Escape route in corridors using a wide beam 2 direction distribution, type CR (Corridor). Anti-panic light in large open areas, type XWB (Extreme Wide Beam).
<b>Dimension (mm)</b>	W: 130 L: 130 H: 43

## LUMI-R

 Glamox



Recessed luminaires for emergency escape route lighting in accordance with the EN 1838 and EN 50172 standards. The large number of different lenses guarantee excellent escape route lighting in a number of different applications. Minimum stand by consumption is ensured by using modern architecture. Versions with lighting control and monitoring using our own DALI-2 based solution Ethernet2DALI are available. LUMI-R is using Lithium Battery technology.

<b>Material/colour</b>	Main body in white self-extinguishing Polycarbonate. Also available in black on request.
<b>Optics</b>	With its large number of different light distributions LUMI covers most applications and tasks within escape route and anti-panic lighting. Escape route in corridors using a wide beam 2 direction distribution, type CR (Corridor). Anti-panic light in large open areas, type XWB (Extreme Wide Beam).
<b>Dimension (mm)</b>	W: 160 L: 160 H: 46 W: 130 L: 130 H: 44



## ORTUS-W SIGN

ES-SYSTEM



A universal family of emergency lighting luminaires that combines variants for backlit pictograms as well as lighting for escape routes and points of emphasis. Safety sign luminaire versions are available with a sign luminance of 100 or 500 cd/m<sup>2</sup>. The screen is edge-lit by a large number of low-power LEDs in a way that guarantees the highest uniformity of the sign's illumination.

**Material/colour** A white or black plastic housing made of self-extinguishing polycarbonate that withstands a flammability test at 850°C.

**Dimension (mm)** W: 36 L: 265 H: 155

## ORTUS-S

ES-SYSTEM



A universal family of emergency lighting luminaires that combines variants for backlit pictograms as well as lighting for escape routes and points of emphasis. The ORTUS family perfectly corresponds to the variety of requirements for emergency lighting and uses LEDs with a long useful lifetime exceeding 100,000 h. The escape route lighting variant can be equipped with a wide range of various detailed solutions in terms of the available light sources, battery technologies, light distribution options, operating temperature ranges, etc.

**Material/colour** The luminaire's housing has high ingress protection and increased mechanical impact resistance, which makes it suitable for use in demanding spaces. It's an excellent solution for sports facilities, shopping centres, industrial and public buildings.

**Dimension (mm)** W: 155 L: 265 H: 36

## VERSO-S

ES-SYSTEM



A luminaire designed for emergency escape route and anti-panic lighting in accordance with the EN 1838 and EN 50172 standards. The product is designed for surface ceiling mounting and in accordance with the EN 60598-2-22 standard. Various light distributions are available for all types applications and tasks. See technical description for more detailed information. Suitable for escape route in corridors as well as high bay applications, Also suitable as anti-panic light for large open areas with different ceiling heights. A discreet look that fits into any interior design. Available in standard and High Output version.

**Material/colour** Housing made of self-extinguishing plastic that withstands a flammability test in 850°C.

**Dimension (mm)** W: 46 L: 340 H: 94

## VERSO-R

ES-SYSTEM



A luminaire designed for emergency escape route and anti-panic lighting in accordance with the EN 1838 and EN 50172 standards. The product is designed for recessed mounting and in accordance with the EN 60598-2-22 standard. Various light distributions are available for all types applications and tasks. See technical description for more detailed information. Suitable for escape route in corridors as well as high bay applications, Also suitable as anti-panic light for large open areas with different ceiling heights. A discreet look that fits into any interior design. Available in standard and High Output version.

**Material/colour** Housing made of self-extinguishing plastic that withstands a flammability test in 850°C.

**Dimension (mm)** W: 86 L: 379 H: 93

## VERSO-P SIGN

ES-SYSTEM



A luminaire designed for emergency exit lighting in accordance with the EN 1838 and EN 50172 standards. The product is designed for surface ceiling mounting and in accordance with the EN 60598-2-22 standard. Various signs are available as accessories. See accessories for more detailed information. A discreet look that fits into any interior design. Available in standard and High Output version. All variants are also available in an addressable version with DALI protocol - a global communication for lighting control and monitoring. See our Ethernet2DALI lighting control system for more information.

**Material/colour** Housing made of self-extinguishing plastic that withstands a flammability test in 850°C.

## VERSO-R SIGN

ES-SYSTEM



A luminaire designed for emergency exit lighting in accordance with the EN 1838 and EN 50172 standards. The product is designed for recessed ceiling mounting and in accordance with the EN 60598-2-22 standard. Various signs are available as accessories. See accessories for more detailed information. A discreet look that fits into any interior design. Available in standard and High Output version. All variants are also available in an addressable version with DALI protocol - a global communication for lighting control and monitoring. See our Ethernet2DALI lighting control system for more information.

**Material/colour** Housing made of self-extinguishing plastic that withstands a flammability test in 850°C.

**Dimension (mm)** W: 86 L: 379 H: 257

# VERSO-S SIGN

ES-SYSTEM



A luminaire designed for emergency exit lighting in accordance with the EN 1838 and EN 50172 standards. The product is designed for surface ceiling mounting and in accordance with the EN 60598-2-22 standard. Various signs are available as accessories. See accessories for more detailed information. A discreet look that fits into any interior design. Available in standard and High Output version. All variants are also available in an addressable version with DALI protocol - a global communication for lighting control and monitoring. See our Ethernet2Dali lighting control system for more information.

**Material/colour** Housing made of self-extinguishing plastic that withstands a flammability test in 850°C.

**Dimension (mm)** W: 46 L: 340 H: 257

## ARIS-S

ES-SYSTEM



A modern double-sided ceiling surface mounted emergency exit sign luminaire with a uniform illumination of the sign due to a large amount of low power LEDs. The legend is easily applied to a clear polycarbonate screen that is clicked on to the component box itself. Maximum reading distance for the sign is 25 m. All legends complies with the ISO 7010 standard and must be ordered separately as accessories. Available both as a self-contained version with Li-ion battery and as a central battery version. All products comply with the EN 1838 and EN 50172 standards.

Dimension (mm)    W: 41    L: 262    H: 157

## ARIS-P

ES-SYSTEM



A modern single and double-sided pendant mounted emergency exit sign luminaire. The product has a uniform illumination of the sign due to a large amount of low power LEDs. The legend is easily applied to a clear polycarbonate screen that is clicked on to the component box itself. Maximum reading distance for the sign is 25 m. All legends complies with the ISO 7010 standard and must be ordered separately as accessories. Available both as a self-contained version with Li-ion battery and as a central battery version. All products comply with the EN 1838 and EN 50172 standards.

Dimension (mm)    W: 262    L: 35    H:185  
                          W: 262    L: 41    H:185

## ARIS-W

ES-SYSTEM



A modern one-sided wall-mounted emergency exit sign luminaire with a uniform illumination of the sign due to a large amount of low power LEDs. The legend is easily applied to a clear polycarbonate screen that is clicked on to the component box itself. Maximum reading distance for the sign is 25 m. All legends complies with the ISO 7010 standard and must be ordered separately as accessories. Available both as a self-contained version with Li-ion battery and as a central battery version. All products comply with the EN 1838 and EN 50172 standards.

Dimension (mm)    W: 34    L: 262    H: 155



## COBRA-R

ES-SYSTEM



Escape route lighting for different ceiling heights thanks to the use of high-power LEDs with the possibility of obtaining luminous flux within a range from 160 to 440 lm. The noble, simple form of varnished cast aluminum and the ceiling-recessed mounting allows for the perfect illumination of escape routes without interfering with the interior's décor. Easy mounting thanks to a carefully thought out design. Both self contained versions using Li-ion battery cells and versions for central battery is available.

Material/colour	White aluminum front plate housing.
Optics	COBRA is designed for both escape route and anti-panic lighting. Escape route in corridors using a wide beam 2 direction distribution, type CR (Corridor). Anti-panic light in large open areas, type XWB (Extreme Wide Beam).
Dimension (mm)	Ø: 80 H: 26

## COBRA-R IP54

ES-SYSTEM



IP54 escape route lighting for different ceiling heights thanks to the use of high-power LEDs with the possibility of obtaining luminous flux within a range from 160 to 440 lm. The noble, simple form of varnished cast aluminum and the ceiling-recessed mounting allows for the perfect illumination of escape routes without interfering with the interior's décor. Easy mounting thanks to a carefully thought out design. Both self contained versions using Li-ion battery cells and versions for central battery is available.

Material/colour	White aluminium front plate
Optics	COBRA is designed for both escape route and anti-panic lighting. Escape route in corridors using a wide beam 2 direction distribution, type CR (Corridor). Anti-panic light in large open areas, type XWB (Extreme Wide Beam).
Dimension (mm)	Ø: 80 H: 25

# A55-W



Design: Stefan Pettersson

Glamox A55-W is a wall-mounted bedhead luminaire for medical care use, with a design and light quality that contributes to a domestic ambience in the ward or patient room. Still it has all the technical features needed for use in modern healthcare environments. A wide variety of options The design of Glamox A55-W allows for a wide variety of options. The luminaire can be equipped with up to four 230V mains sockets. It can also be configured for low voltage equipment such as emergency switches and data modules.

<b>Light source</b>	LED 926 mm length LED 4500 - 5800 Lumen out 1226 mm length LED 5600 - 7000 Lumen out Light source information: 3000/4000 Kelvin, CCT, CRI 80, CRI 90 on request, Mac-Adams 3. Lifetime LED: Up to 100.000h Ta25. For precise technical information please see the data sheet on item level. (Use on right hand side)
<b>Ballast</b>	DAU
<b>Material/colour</b>	Aluminum profile with steel base powder coated Mounting frame in alu-zinc Diffuser up and down in acrylic material resistant to detergents and disinfection liquids.
<b>Dimension (mm)</b>	W: 191 L: 1226 H: 95 W: 191 L: 926 H: 95

# Carelite LED



Design: Aleksander Borgenhov

Carelite is an arm-based patient bed head luminaire for table, wall or floor mounting. The flexible self-balancing arm, excellent light output and ergonomic handle makes Carelite one of the most versatile bed-head luminaires in the market. Patient light Carelite is carefully developed to be as user-friendly as possible with the spring balanced arm and ergonomic handle that is easy to use even for patients with disabilities. The dimmable light source is well placed inside of the head to avoid glare, especially good when using reading light and not disturbing other patients in multi-bed wards.

<b>Light source</b>	LED: 400lm 3000K and CRI >90
<b>Ballast</b>	Electronic, dimmableballast as standard.
<b>Material/colour</b>	Steel arm with plastic covers. Shade in aluminum. Available in white colour.
<b>Dimension (mm)</b>	Ø: 85 H: 140



## LHH LED

LUXO



Design: Aleksander Borgenhov

The LHH is an arm-based medical examination light for table, wall, floor or ceiling mounting. The flexible self-balancing arm, excellent light output and the frictionless horizontal and vertical movement makes LHH one of the most acknowledged examination luminaires in the market. Medical applications LHH is approved as a medical device and designed especially for demanding viewing conditions that require exceptionally good light such as medical examination and minor procedures. It has widespread applications throughout the health sector, in hospitals, health centers and consulting rooms.

<b>Light source</b>	CRI is 95 (CRI on R9: 98) Light distribution: 10° on standard version and 16° on wide beam (WB) version Standard version: Approx. 35.000lux at 1m and 120.000lux at 0,5m . 4000K. D10 is 300mm on 1m, 160mm on 50cm. CCT version: Approx. 25.000lux at 1m and 65.000lux at 0,5. 3500/4000/4500K. D10 is 300mm on 1m, 160mm on 50cm.
<b>Material/colour</b>	Steel arm with plastic covers. Aluminium shade. Colour: White with black details.
<b>Arm length (cm)</b>	105
<b>Dimension (mm)</b>	Ø: 144 H: 70

## Circus LED

LUXO



Design: Aleksander Borgenhov

Circus LED is well suited for demanding work in beauty parlours, clinics, laboratories, industry and as a tool for people with impaired vision. It has an aluminum head and a highly flexible self-balancing arm and shade neck. The large lens permits comfortable viewing with both eyes and the circular light source is an ideal way of illuminating an object, virtually eliminating shadows. Medical version A version of Circus LED is medical approved (M): IEC 60601-1, IEC 60601-1-2. The fully covered spring balanced arm is standard on Circus LED and makes cleaning easy.

<b>Light source</b>	LED: 750 lumen out (4000K) LED temperature: 3000 or 4000 Kelvin. Colour rendition index (CRI) is 90. The LED modules are dimmable, 10–100%.
<b>Material/colour</b>	Steel arm with aluminum head. Shade neck cover in rubber. Colours: white arm and white head, plastic parts on the shade in black. White plastic covers on the arm.
<b>Optics</b>	Standard with 3,5D or 5D crown glass lens. Lens diameter is 165 mm. For additional magnification a secondary lens, 4D, 6D or 10D can be attached to the magnifier.
<b>Arm length (cm)</b>	100
<b>Dimension (mm)</b>	W: 245 L: 310 H: 80



## KFM LED



Design: Aleksander Borgenhov

KFM LED has a robust all-metal construction with a sleek design, a flexible arm and excellent light output. It is suitable for all industrial purposes, for work in beauty parlours, clinics and laboratories, and as a tool for people with impaired vision. Excellent optics The 127 mm optical grade glass lens is of the highest quality, for the best possible viewing experience. This, in combination with the powerful LED light source, makes KFM LED one of the best multi-purpose magnifiers on the market today. The quality and exact positioning of the LEDs allows for virtually shadow-free magnification and excellent colour rendering.

- Light source** Supplied with 2 semi-circular LED modules. Correlated colour temperature (CCT) is 4000°K. Colour rendition index (CRI) is 80. The LED modules are dimmable, 1–100%.
- Material/colour** Steel arm, shade in aluminium. Colour: White or light grey.
- Optics** Standard with 3 or 5 diopter crown glass lens. For additional magnification a secondary lens, 4D, 6D or 10D can be attached to the magnifier.

## KFM LED ESD



Design: Aleksander Borgenhov

KFM LED ESD is especially made for the electronics industry where electrostatic discharges can prove fatal for electronic components. It is designed to drain away static charges as they occur in a controlled manner. KFM LED ESD has a robust all-metal construction with sleek design, a flexible arm and excellent light output. The flexibility of the joint between lamp head and arm makes exact positioning easy. The 127 mm optical grade glass lens is of the highest quality, for the best possible viewing experience.

- Light source** Supplied with 2 semi-circular LED modules. Correlated colour temperature (CCT) is 4000°K. Colour rendition index (CRI) is 80. The LED modules are dimmable, 1–100%.
- Material/colour** Steel arm, shade in aluminium. Colour: Black.
- Optics** Standard with 3 or 5 diopter crown glass lens. For additional magnification a secondary lens, 4D, 6D or 10D can be attached to the magnifier.



## LFM LED G2

LUXO



Design: Hans Bleken Rud

LFM LED is a lightweight magnifier with an all-metal construction, LED light sources, and a flexible spring-balanced arm in the Luxo tradition. The arm provides long reach and maximum vertical and horizontal movement, and will always stay in the right position without drifting. The flexibility of the joint between lamp head and arm makes exact positioning easy. LFM LED is equally well suited for professional use as for use by the visually impaired and others with a need for precise magnification. The light weight makes it easy to move around. LFM LED is easily mounted with a removable table edge clamp.

<b>Light source</b>	LED 700lm out. Colour temperature (CCT)4000K with CRI80. Standard with 3-step dimmer: 100-50-0%.
<b>Material/colour</b>	Steel arm, shade in aluminium. Colour: White with black details.
<b>Optics</b>	Standard with 3 or 5 diopter glass lens. Lens diameter: 127mm. For additional magnification a secondary lens of 4, 6 or 10 diopter can be attached to the magnifier.
<b>Dimension (mm)</b>	Ø: 200 H: 45

## Wave LED

LUXO



Design: Aleksander Borgenhov

Wave LED is a magnifier for industrial applications. Wave LED offer shadow-free magnification with light coming from both sides, as well as three-dimensional magnification with light coming from the left or right. The 3D-feature is especially welcome when working with circuit boards and similar delicate objects. With its rectangular lens, Wave LED is also suitable for reading purposes. Colours: White or light grey. Maximum flexibility and precision The flexibility of the joint between lamp head and arm makes exact positioning easy.

<b>Light source</b>	Supplied with 2 x integrated LED modules. Correlated colour temperature (CCT) is 4000°K. Colour rendition index (CRI) is 80.The LED modules are dimmable, 0–50–100%.UV version is available.
<b>Material/colour</b>	Steel arm, shade in aluminium. Colour: White or light grey.
<b>Optics</b>	Standard with 3.5 or 5 diopter crown glass lens. Lens dimensions are 175 x 108 mm.For additional magnification a secondary lens, 4D, 6D or 10Dcan be attached to the magnifier.
<b>Dimension (mm)</b>	W: 227 L: 224 H: 70



## Wave LED ESD

LUXO



Design: Aleksander Borgenhov

Wave LED ESD is especially made for the electronics industry where electrostatic discharges can prove fatal for electronic components. It is designed to drain away static charges as they occur in a controlled manner. Wave LED ESD offers shadow-free magnification with light coming from both sides, as well as three-dimensional magnification with light coming from the left or right. The 3D-feature is especially welcome when working with circuit boards and similar delicate objects. Colour: Black  
Maximum flexibility and precision The flexibility of the joint between lamp head and arm makes exact positioning easy.

<b>Light source</b>	Supplied with 2 x integrated LED modules. Correlated colour temperature (CCT) is 4000°K. Colour rendition index (CRI) is 80. The LED modules are dimmable, 0–50–100%.
<b>Material/colour</b>	Steel arm, shade in aluminium. Colour: Black.
<b>Optics</b>	Standard with 3.5 or 5 diopter crown glass lens. Lens dimensions are 175 x 108 mm. For additional magnification a secondary lens, 4D, 6D or 10D can be attached to the magnifier.
<b>Dimension (mm)</b>	W: 227 L: 224 H: 70

## Wave LED UV

LUXO



Design: Aleksander Borgenhov

Wave LED is a magnifier for industrial applications. It is now available with integrated UV-A light sources. The UV versions are primarily designed for the inspection of conformal coatings. UV tracer conformal coatings observed under the Wave LED UV light source glow a dark purple colour allowing for easy identification of uncoated areas. Experienced users can also see the volume of coating at different locations across a circuit board's " surface. The 365nm UV-A light sources are also ideal for the inspection of welds, solder joints and other areas of stress contamination.

<b>Light source</b>	Two dimmable 365nm UV-A LED modules. Step dimming: 0-50-100%.
<b>Material/colour</b>	Steel arm and die-cast aluminum shade. Fully-enclosed neck design. Colour: Black.
<b>Optics</b>	Standard with 3.5 or 5 diopter rectangular crown glass lens. Lens dimensions are 175 x 108 mm. For additional magnification, a secondary 4-, 6- or 10-diopter lens can be attached to the primary lens.









# Abbreviations/Symbol explanation

Our product can be delivered with different types of optic, light distributions, sensors, emergency and light sources. Available choices are marked with different symbols (icons) or optic descriptions. Use of symbols or different optic description indicates an option within that product group and not that all products have that functionality.

## Louvre Optic

SA = Asymmetrical softlight  
 SL/SU = Softlight  
 DL/DU = Darklight  
 ML = Micro lamella

## Diffuser

CL = Clear plastic diffuser  
 OP = Opal diffuser  
 OPA = Opal asymmetric diffuser  
 OD = Opal Drop out diffuser  
 MP = Microprismatic diffuser  
 GL = Glass  
 CI/MP = Circular steel frame and Microprismatic diffuser  
 CI/OP = Circular steel frame and Opal diffuser  
 TG = Tempered glass  
 HTG = Heat soaked tempered glass

## Reflector finish downlight

SI = Silver reflector  
 SM = Silver Matt reflector  
 SF = Silver faceted reflector

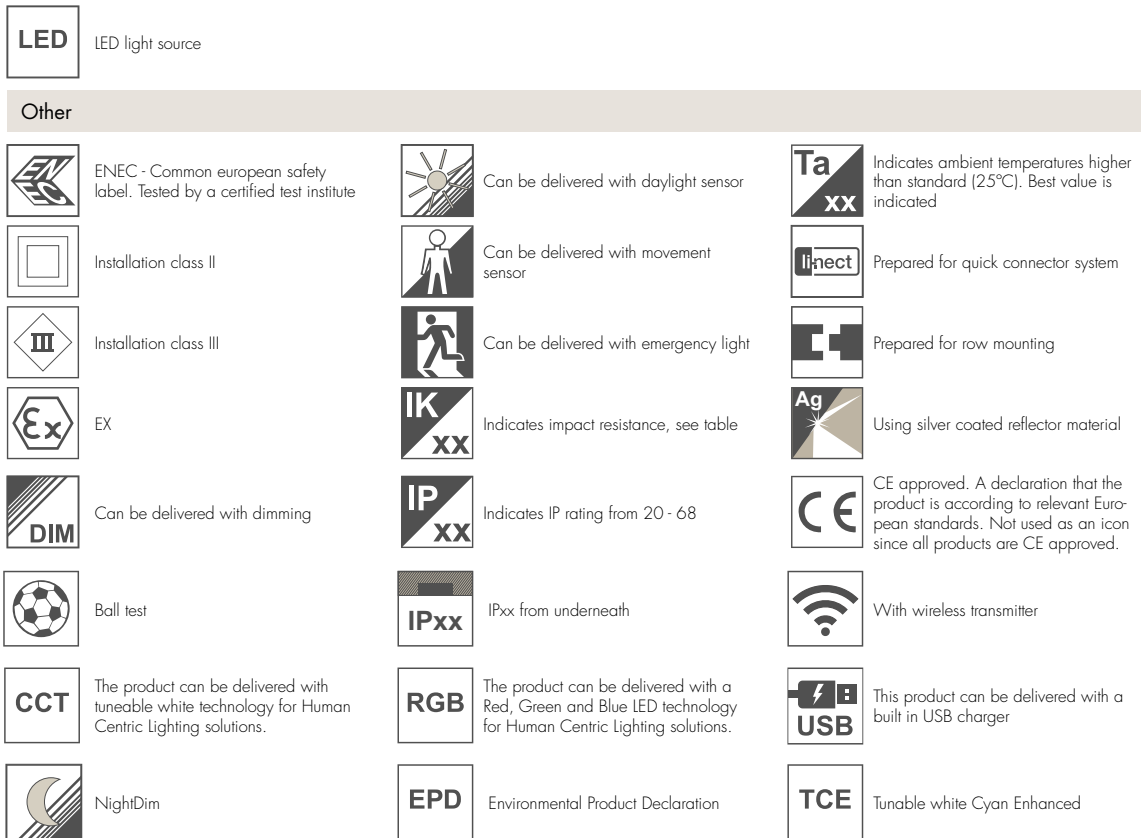
## Optic

NB = Narrow beam  
 XNB = Extreme narrow beam  
 MB = Medium beam  
 WB = Wide beam  
 WBA = Wide beam asymmetrical  
 XWB = Extreme wide beam  
 XA = Extreme asymmetric beam  
 ASY = Asymmetric  
 SYM = Symmetric  
 SB = Shelf beam  
 MBA = Medium beam asymmetrical  
 ELB = Ellipsoid beam

## Icons for mounting and light distribution



## Icon for light source



## IP classification

### Protection against solid objects

IP2X	Protection against standard test finger
IP3X	Protection against 2.5mm steel wire
IP4X	Protection against 1.0mm steel wire
IP5X	Dust resistance
IP6X	Dust proof

### Protection against water

IPX0	No protection against water
IPX1	Drip proof
IPX3	Spray proof
IPX4	Splash proof
IPX5	Water jet proof
IPX6	Heavy sea water protected
IPX7	Water proof to 1metre/30 min)

## Impact classification in Joule (J)

IK00	0.00	IK06	1.00
IK01	0.15	IK07	2.00
IK02	0.20	IK08	5.00
IK03	0.35	IK09	10.00
IK04	0.40	IK10	20.00
IK05	0.70		

 **Glamox**

MC2023176