

# Ceiling systems


















C90-R mounted in Dampa Clip-In

# Content

|   |             |
|---|-------------|
| Overview  | 3           |
| <b>Modular ceilings</b>   | <b>4-16</b> |
| Lay-in T Bar  | 4-5         |
| Lay-in T Bar with tegular edge tiles                            | 6-7         |
| Profiled lay-in T Bar with tegular edge tiles                   | 8           |
| Symmetric concealed T Bar with demountable ceiling tiles        | 9           |
| Asymmetric concealed 24 mm T Bar with demountable ceiling tiles | 10-11       |
| Asymmetric concealed 35 mm T Bar with demountable ceiling tiles | 12          |
| Concealed A-Bar 16 mm   | 13          |
| Concealed Spring-T 36 mm  | 14          |
| Concealed Spring-T 45 mm  | 15          |
| Non-demountable   | 16          |
| <b>Plasterboard ceilings</b>                                    | <b>17</b>   |
| <b>Linear grid ceilings</b>                                     | <b>18</b>   |
| <b>Linear ceilings</b>  | <b>19</b>   |

# Overview

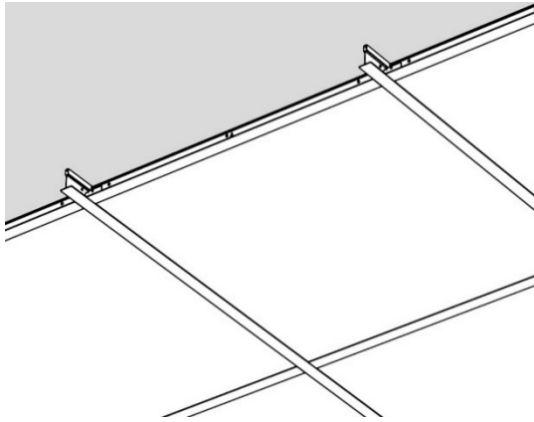
|   |                   | MODULAR CEILINGS              |       |                |                |                |                    |                |                |                |                |                | Non-dismountable | Plasterboard ceilings |
|---|-------------------|-------------------------------|-------|----------------|----------------|----------------|--------------------|----------------|----------------|----------------|----------------|----------------|------------------|-----------------------|
|   |                   | DEMOUNTABLE                   |       |                |                |                |                    |                |                |                |                |                |                  |                       |
|   |                   | VISIBLE PROFILES (FOR LAY-IN) |       |                |                |                | CONCEALED PROFILES |                |                |                |                |                |                  |                       |
|   |                   | 15-24 mm                      | 35 mm | 15-24 mm       | 15-24 mm       | 15 mm          | 24 mm              | Asy 24 mm      | Asy 35 mm      | 16 mm          | 36 mm          | 45 mm          |                  |                       |
|    | A51-R G2          | ✓                             | ✓     | ✓              | ✓              | ✓              | ✓ <sup>1</sup>     | ✓ <sup>1</sup> |                | ✓ <sup>1</sup> | ✓ <sup>1</sup> | ✓ <sup>1</sup> |                  |                       |
|    | C25-R G2<br>C35-R | ✓                             | ✓     | ✓              | ✓              | ✓              |                    |                |                |                |                |                |                  | ✓ <sup>3</sup>        |
|    | C30-RIT G2        | ✓                             | ✓     | ✓              | ✓              | ✓              |                    |                |                |                |                |                |                  | ✓ <sup>3</sup>        |
|    | C30-RIC G2        |                               |       |                |                |                | ✓                  | ✓              | ✓              | ✓              | ✓              | ✓              |                  |                       |
|    | C63-R             | ✓                             | ✓     | ✓              | ✓              |                | ✓                  | ✓              |                | ✓              | ✓              | ✓              |                  |                       |
|    | C64-R             | ✓                             |       | ✓              | ✓              |                | ✓                  |                |                | ✓              |                |                | ✓                | ✓                     |
|   | C70-R G2          | ✓                             | ✓     | ✓              | ✓              | ✓              |                    |                |                |                |                |                | ✓ <sup>2</sup>   | ✓ <sup>2</sup>        |
|  | C77-R             | ✓                             | ✓     | ✓              | ✓              | ✓              | ✓ <sup>1</sup>     | ✓ <sup>1</sup> | ✓ <sup>1</sup> | ✓ <sup>1</sup> | ✓ <sup>1</sup> | ✓ <sup>1</sup> |                  | ✓ <sup>3</sup>        |
|  | C80-R G2          | ✓                             |       |                |                |                | ✓ <sup>1</sup>     | ✓ <sup>1</sup> | ✓ <sup>1</sup> |                |                |                |                  | ✓                     |
|  | C90-R             | ✓                             | ✓     | ✓              | ✓              | ✓              | ✓ <sup>1</sup>     |                |                | ✓ <sup>1</sup> | ✓ <sup>1</sup> |                |                  | ✓ <sup>3</sup>        |
|  | C91-R             |                               |       |                |                |                |                    | ✓              |                |                |                | ✓              |                  |                       |
|  | C91-RE            |                               |       | ✓ <sup>4</sup> | ✓ <sup>4</sup> | ✓ <sup>4</sup> |                    |                |                |                |                |                |                  |                       |
|  | C92-R             |                               |       |                |                |                |                    | ✓              |                |                |                |                |                  |                       |
|  | C95-R             | ✓                             | ✓     | ✓              | ✓              | ✓              | ✓ <sup>1</sup>     | ✓ <sup>1</sup> |                | ✓ <sup>1</sup> | ✓ <sup>1</sup> | ✓ <sup>1</sup> | ✓ <sup>1</sup>   | ✓ <sup>3</sup>        |
|  | MODERNA2-R        | ✓                             | ✓     | ✓              | ✓              | ✓              |                    |                |                |                |                |                |                  | ✓ <sup>1/3</sup>      |

1 - With mounting brackets as accessory  
 2 - With mounting frame as accessory

3 - With frame for plasterboard  
 4 - Only on request

# Modular ceilings

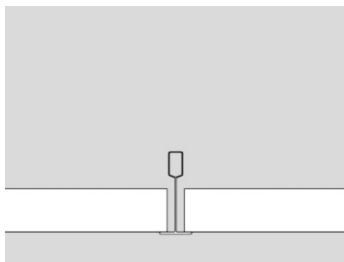
Ceiling systems limited in both length and width, with either Lay-In Bars or concealed Bars.



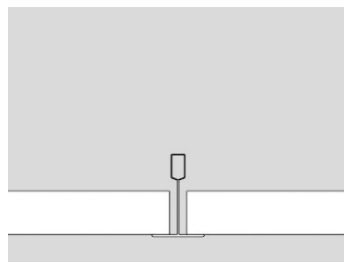
Lay-In T Bar

---

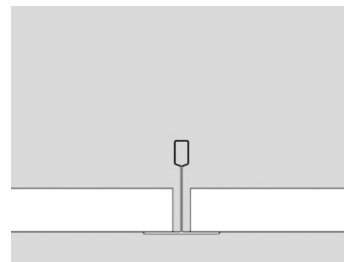
## Lay-In T Bar



Ecophon A15



Ecophon A24

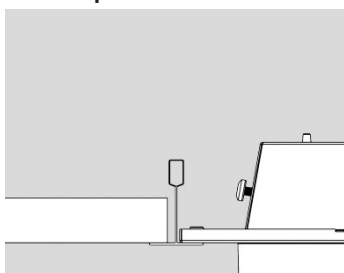


Armstrong Prelude 35

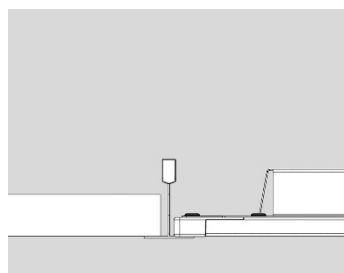
## Example of suppliers

AMF SK 15/24, Armstrong Prelude 15/24/35, Burgess Sequence 15/24, Ecophon A15/24, Gyproc Gyptone A15/24, Knauf Danoline A, Lindner LMD-K 403, OWA S 15/3, Paroc A, Rockfon A15/24, Trolldtekt K0-S 35

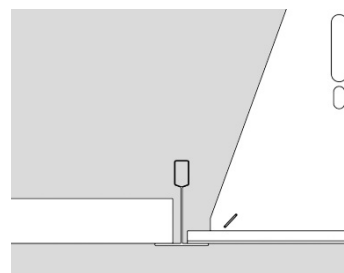
## Our adapted solutions



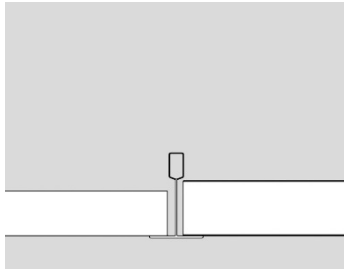
A51-R G2



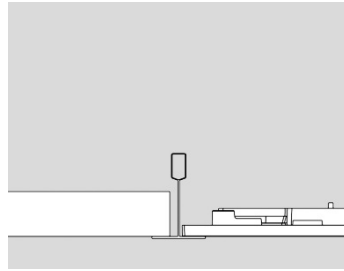
C77-R



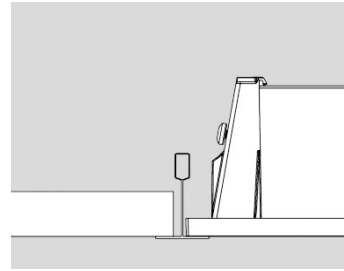
C30-RIT G2



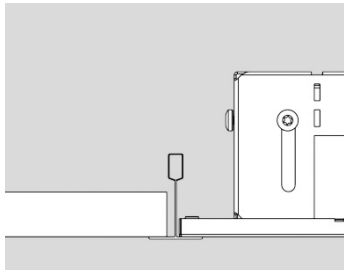
C25-R/C35-R/C95-R  
MODERNA2-R



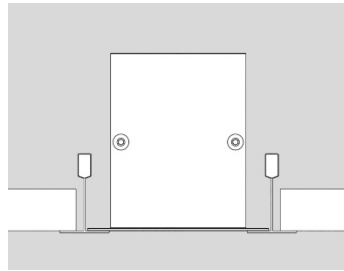
C70-R G2



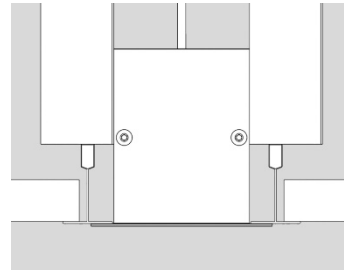
C90-R



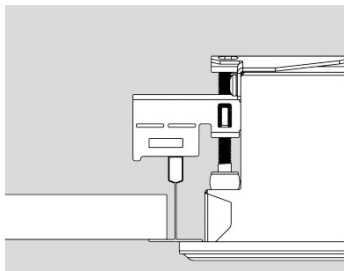
C63-R



C80-R G2

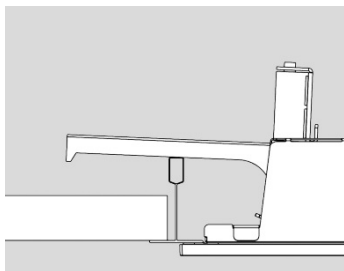


C80-R G2

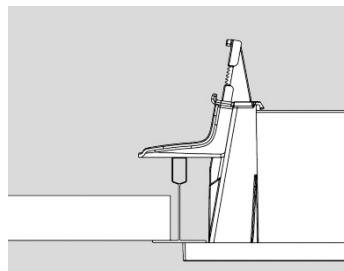


C64-R

Can only be mounted under the T Bar using the luminaire's built-in suspension.



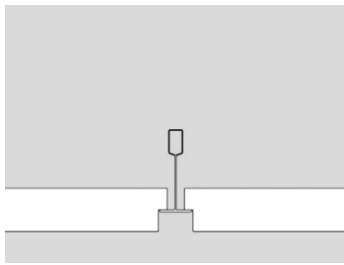
C70-R G2/C85-R  
(+ MNT C70-R G2)



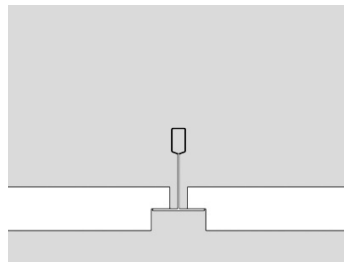
C90-R  
(+ MNT C90-R)

If you need to mount luminaires under the T Bar, we recommend using C70-R G2 or C90-R. This requires a mounting kit which is supplied as an accessory.

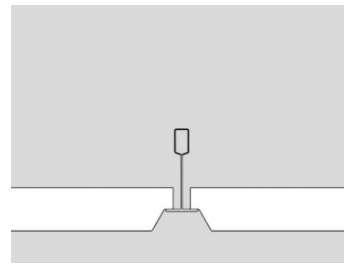
## Lay-In T Bar with tegular edge tiles



Rockfon E15S



Rockfon E24S

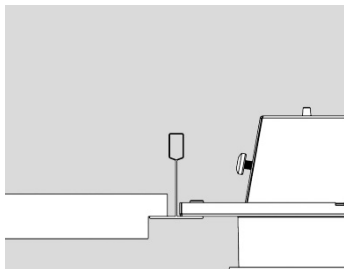


The tegular edge tiles can vary in design and depth. Here represented by Rockfon E15L.

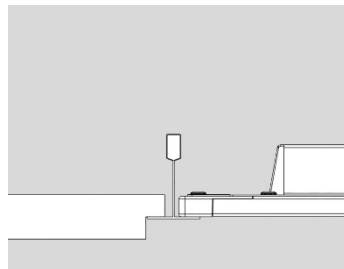
## Example of suppliers

AMF VT 15/24, Armstrong Prelude 15/24, Burgess Sequence 15/24, Ecophon E15/24, Gyproc Gyptone E15, Knauf Danoline E/E+, Lindner LMD-K 400, OWA S 15A/3A, Paroc E15/E24, Rockfon E15/24, Trolldtekt K0/K3/K5-FS 35

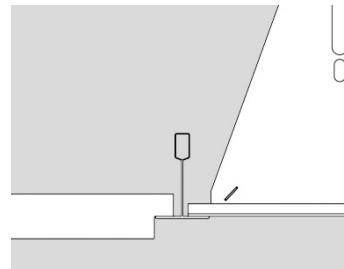
## Our adapted solutions



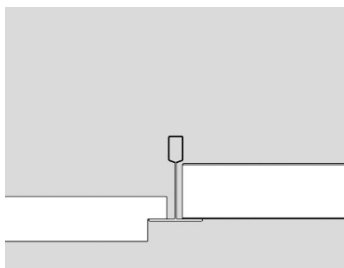
A51-R G2



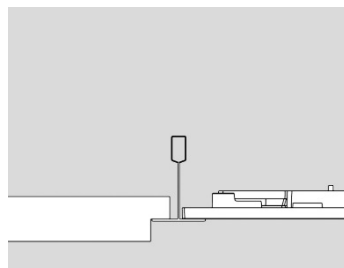
C77-R



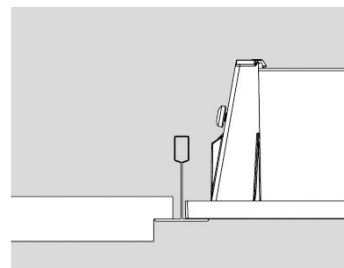
C30-RIT G2



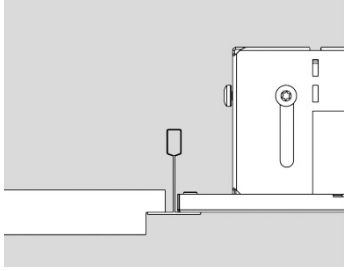
C25-R/C35-R/C95-R  
MODERNA2-R



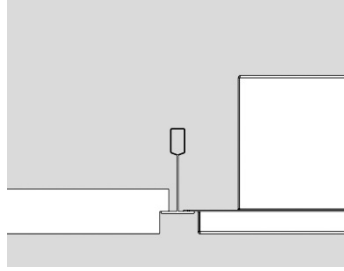
C70-R G2



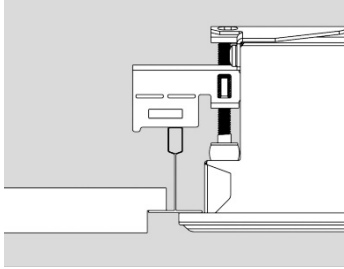
C90-R



C63-R

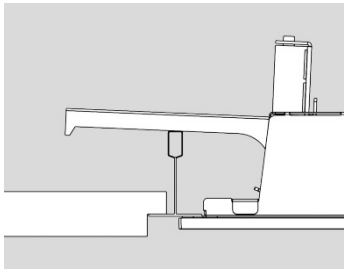


C91-RE (Only on request)

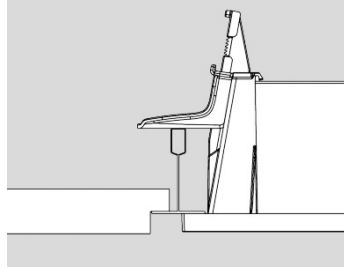


C64-R

Can only be mounted under the T Bar using the luminaire's built-in suspension.



C70-R G2  
(+ MNT C70-R G2)

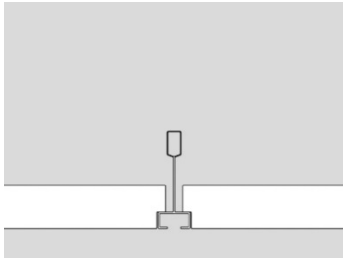


C90-R  
(+ MNT C90-R)

If you need to mount luminaires under the T Bar, we recommend using C70-R G2 or C90-R. This requires a mounting kit which is supplied as an accessory.

---

## Profiled Lay-In T Bar with tegular edge tiles

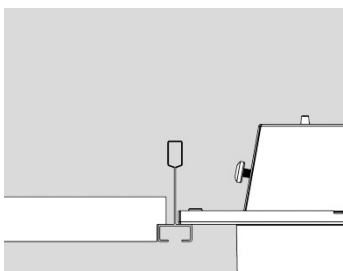


Armstrong Silhouette

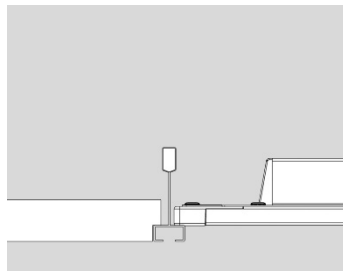
### Example of suppliers

Armstrong Silhouette, OWA S 15B OWAline, Rockfon E15 Microline, SAS 130

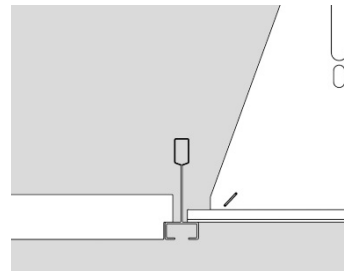
### Our adapted solutions



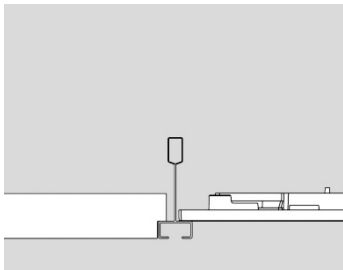
A51-R G2



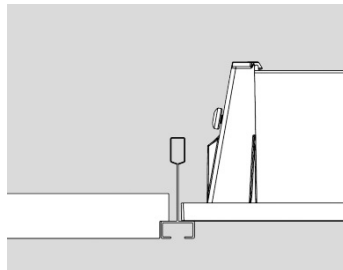
C77-R



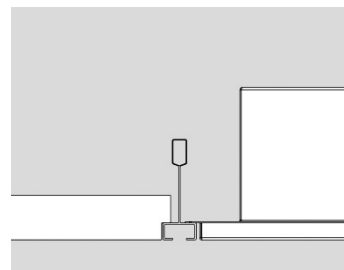
C30-RIT G2



C70-R G2



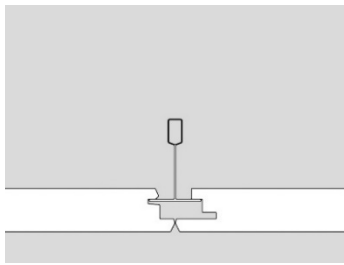
C90-R



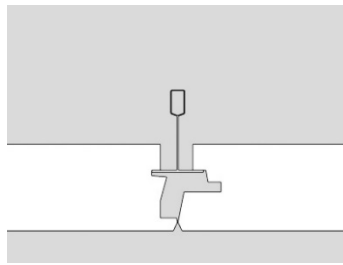
C91-RE (Only on request)



## Symmetric concealed T Bar with demountable ceiling tiles



Ecophon Focus Ds

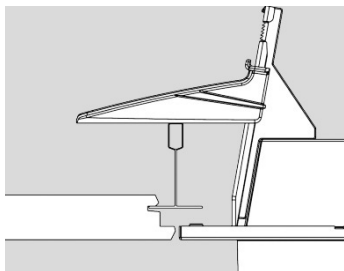


Ecophon Master Ds

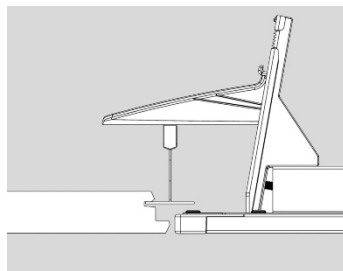
### Example of suppliers

Burgess Sequence Shiplap T24, Ecophon Focus/Master Ds, Paroc D2, Rockfon T24X

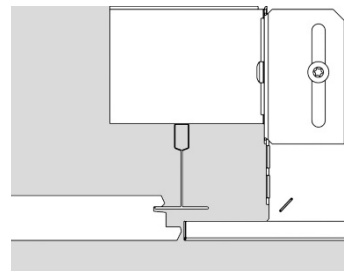
### Our adapted solutions



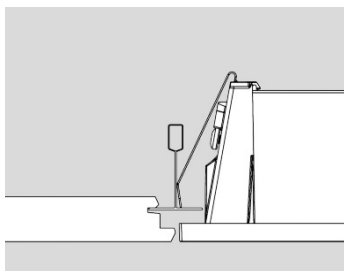
A51-R G2  
(+ MNT C20-R G2)



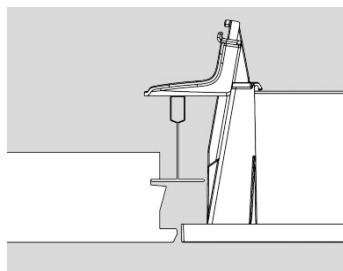
C77-R  
(+ MNT C77-R)



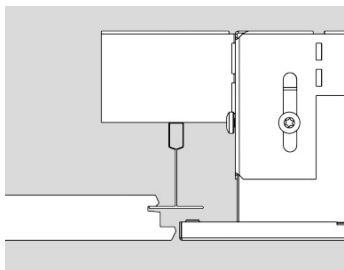
C30-RIC G2



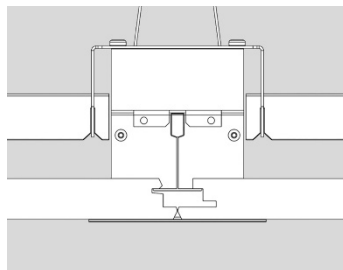
C90-R  
(+ MNT CLICK-IN C90-R)



C90-R  
(+ MNT C90)

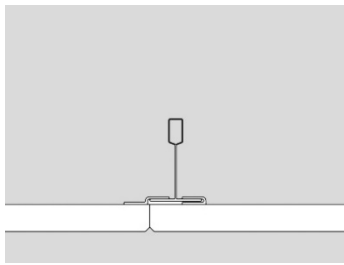


C91-R/C63-R

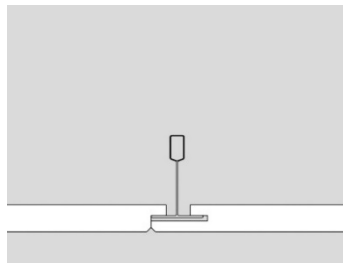


C80-R G2  
(+MNT DS/T24X)

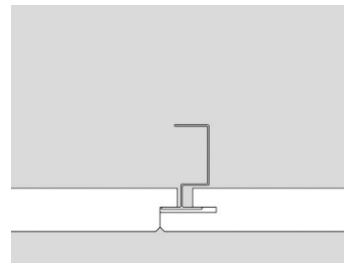
## Asymmetric concealed 24 mm T Bar with demountable ceiling tiles



Gyproc Gyptone D1



Gyproc Gyptone D2

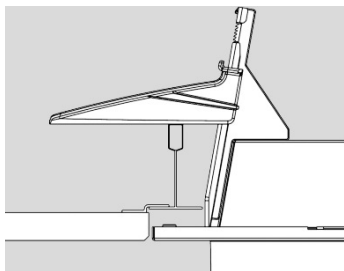


Rockfon D-XL

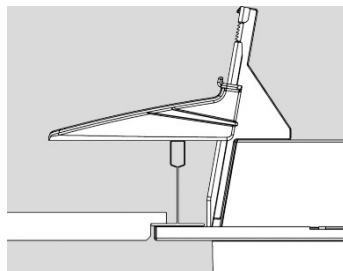
### Example of suppliers

AMF AW, Gyproc Gyptone D1/D2, Knauf Danoline D/D+, OWA S 9b, Paroc D, Rockfon D-XL/H

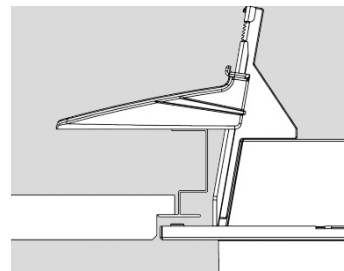
### Our adapted solutions



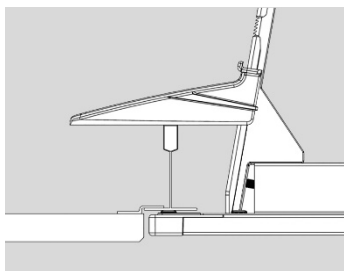
A51-R G2  
(+ MNT C20-R G2)



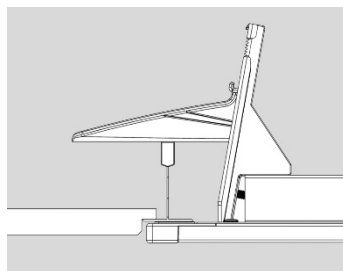
A51-R G2  
(+ MNT C20-R G2)



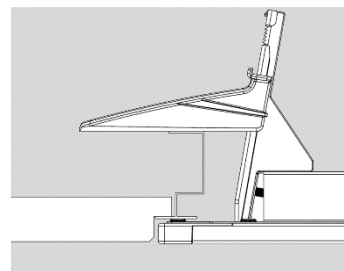
A51-R G2  
(+ MNT C20-R G2)



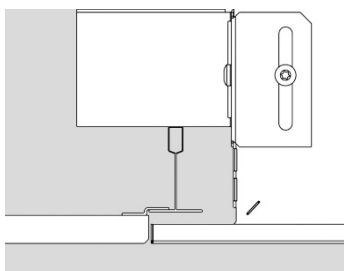
C77-R  
(+ MNT C77-R)



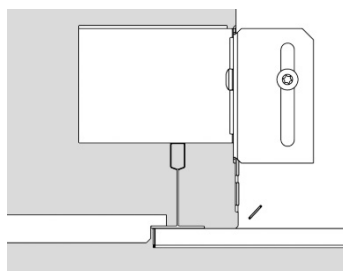
C77-R  
(+ MNT C77-R)



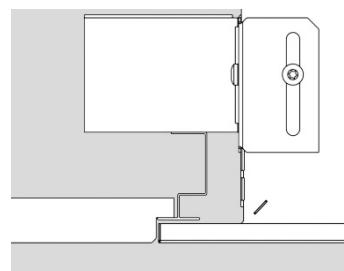
C77-R  
(+ MNT C77-R)



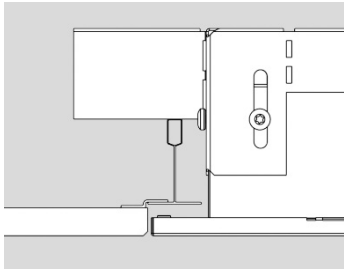
C30-RIC G2



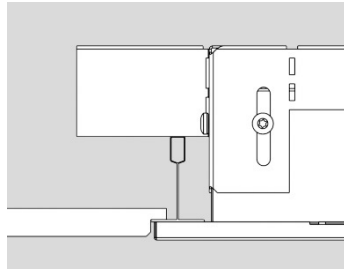
C30-RIC G2



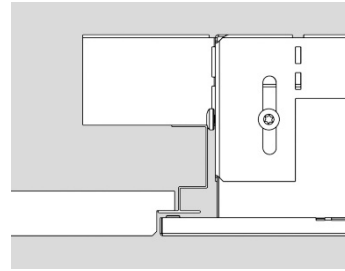
C30-RIC G2



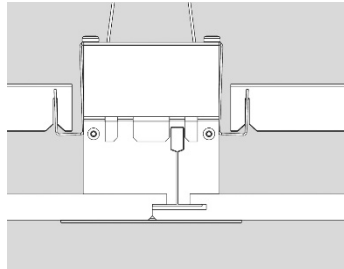
C91-R/C63-R



C91-R/C63-R

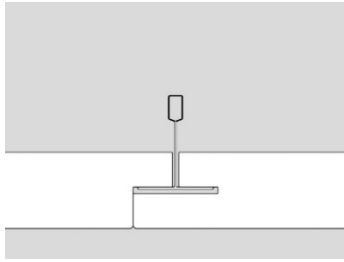


C91-R/C63-R

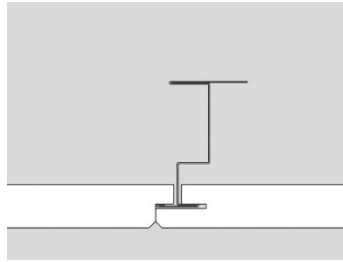


C80-R G2  
(+MNT GYPTONE D2)

## Asymmetric concealed 35 mm T Bar with demountable ceiling tiles



Troldekt T35

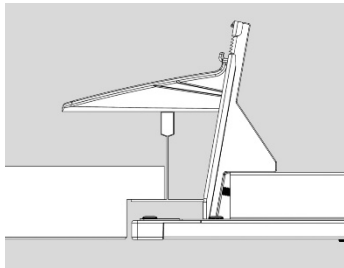


OWA S 9a

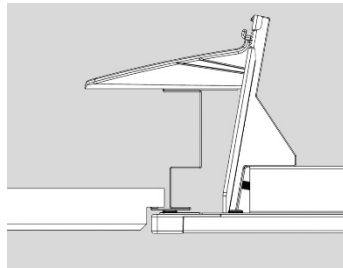
### Example of suppliers

INLOOK VK-10, Troldekt K5-FN 35, OWA S 9a

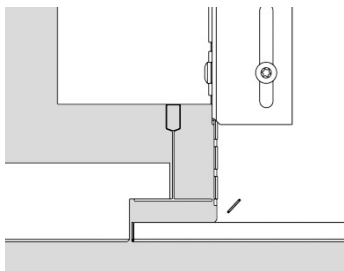
### Our adapted solutions



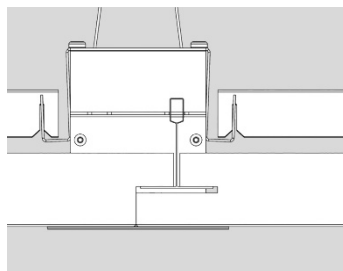
C77-R  
(+ MNT C77-R)



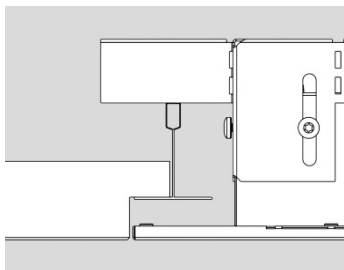
C77-R  
(+ MNT C77-R)



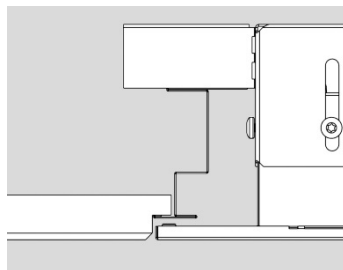
C30-RIC G2



C80-R G2  
(+MNT TROLDTEKT T35)

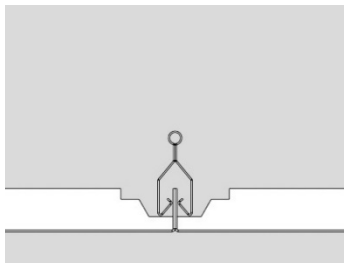


C92-R

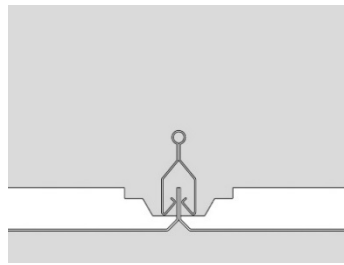


C92-R

### Concealed A-Bar 16 mm



OWA S 22

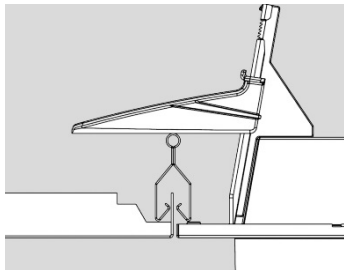


The ceilings can be delivered in 47, 52, 59 or 67 mm height with either square or bevelled edge.

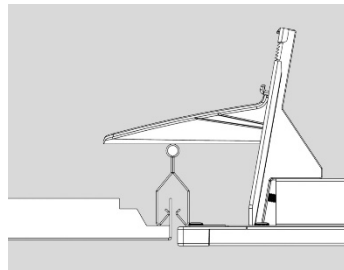
### Example of suppliers

Armstrong Q-Clip/R-Clip/S-Clip F, Burgess Clip In A-Bar, Fural K, Lindner LMD-K 420, OWA S 22/31/32, SAS 150

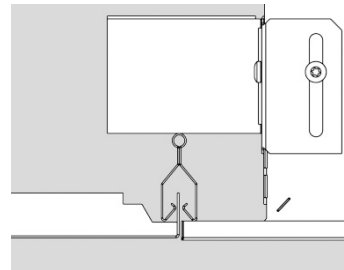
### Our adapted solutions



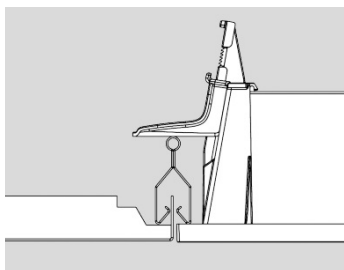
A51-R G2  
(+ MNT C20-R G2)



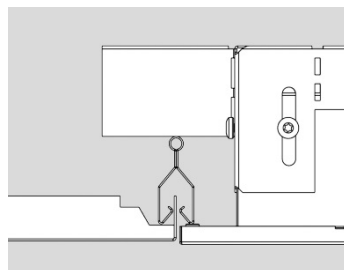
C77-R  
(+ MNT C77-R)



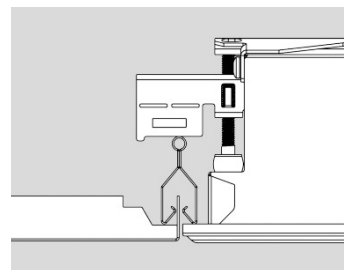
C30-RIC G2



C90-R  
(+ MNT C90)

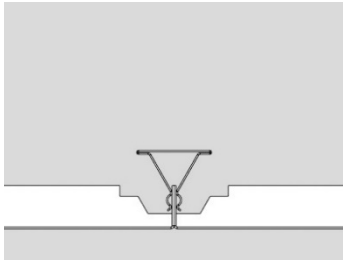


C91-R/C63-R

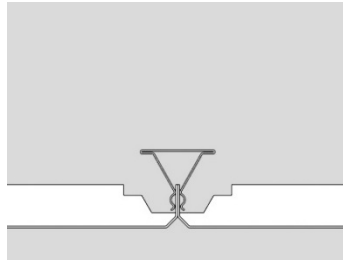


C64-R

## Concealed Spring-T 36 mm



Dampa Clip-In

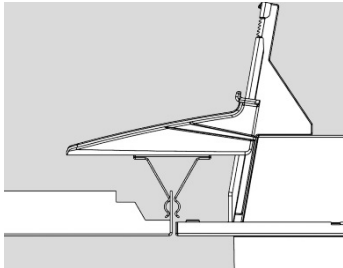


The ceilings can be delivered in 36 (Dampa Clip-In / Meta Klemkassett) or 45 mm height (Armstrong T-Clip F / SAS 120) with either square or bevelled edge.

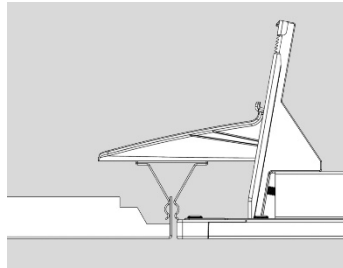
## Example of suppliers

Armstrong T-Clip F, Dampa Clip-In, Meta Klemkassett, SAS 120

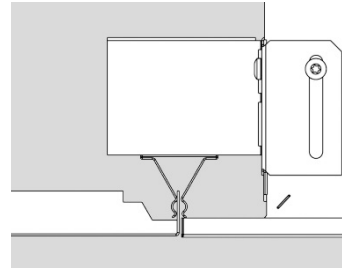
## Our adapted solutions



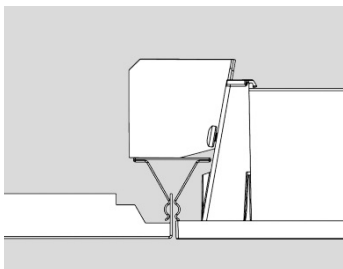
A51-R G2  
(+ MNT C20-R G2)



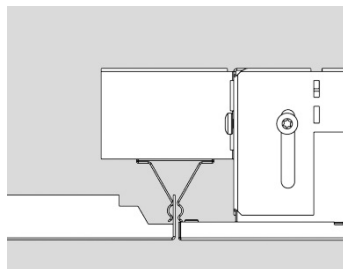
C77-R  
(+ MNT C77-R)



C30-RIC G2

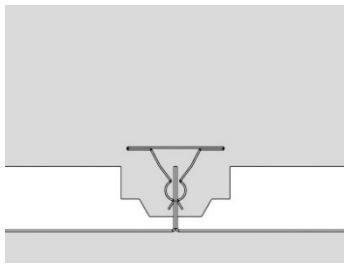


C90-R  
(+ MNT SPRING-T36 C90-R)

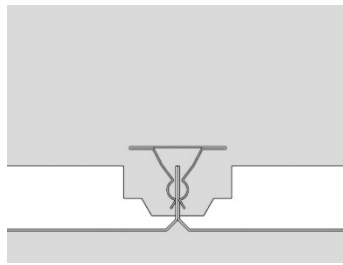


C91-R/C63-R

### Concealed Spring-T 45 mm



Burgess Clip-In

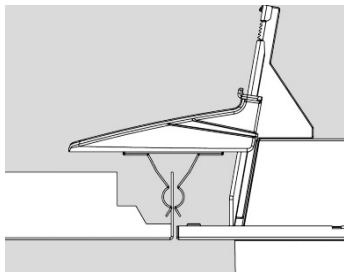


The ceilings can be delivered in 39 (Burgess Clip-In) or 45 mm height (Armstrong Orcal 1800/Burgess Clip-In) with either square or belled edge.

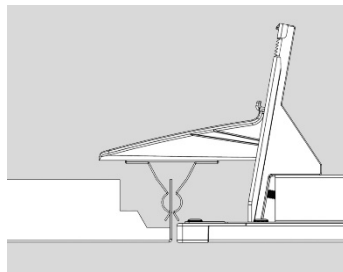
### Example of suppliers

Armstrong Orcal 1800, Burgess Clip-In

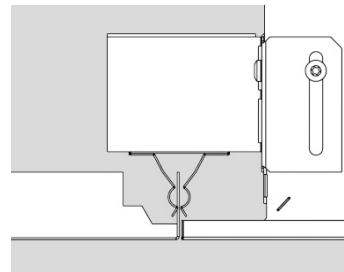
### Our adapted solutions



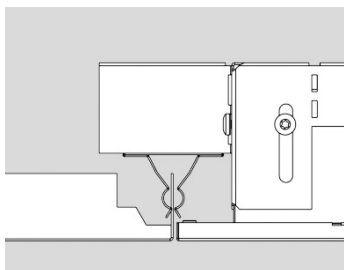
A51-R G2  
(+ MNT C20-R G2)



C77-R  
(+ MNT C77-R)

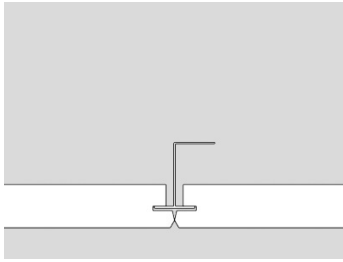


C30-RIC G2



C91-R/C63-R

## Non-demountable

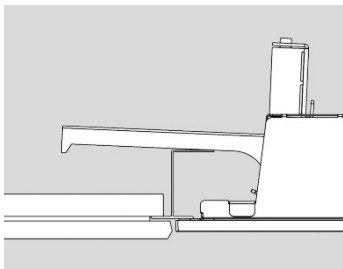


Rockfon C

## Example of suppliers

AMF GN, Rockfon C

## Our adapted solutions




C70-R G2

(+ MNT C70-R G2)



# Plasterboard ceilings

Non-modular ceilings where the cut hole must be adapted to the luminaires design.

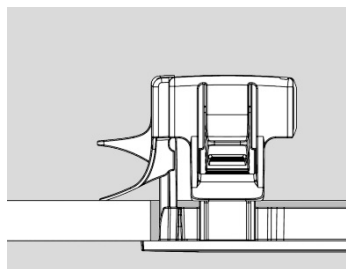


Customized hole in the ceiling

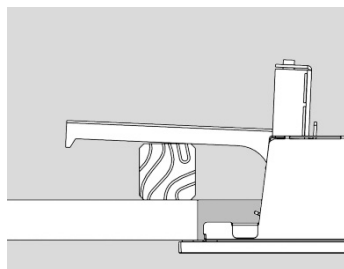


Plasterboard ceiling

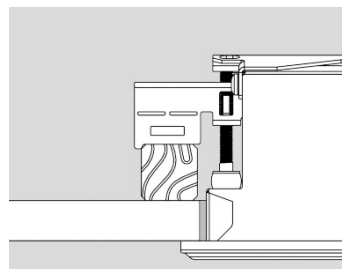
## Our adapted solutions



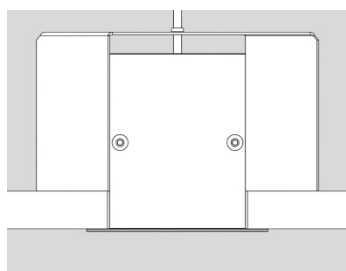
MNT FRAME PLASTERBOARD



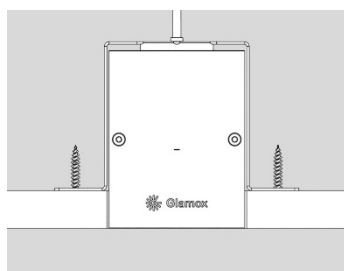
C70-R G2  
(+ MNT C70-R G2)



C64-R



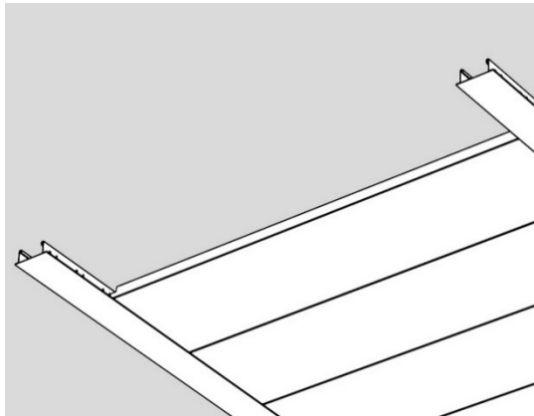
C80-R G2



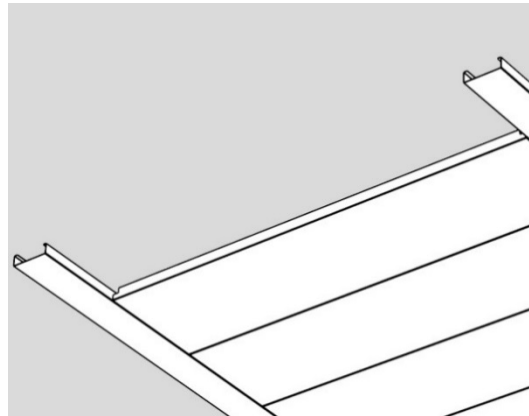
C80-S G2  
(+MNT TRIMLESS)

# Linear grid ceilings

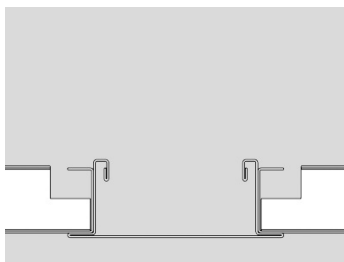
Ceilings with big Lay-In Bars or Hook-On Bars where the short ends of the tiles are resting. The Bars have different widths and designs, and the length between these varies.



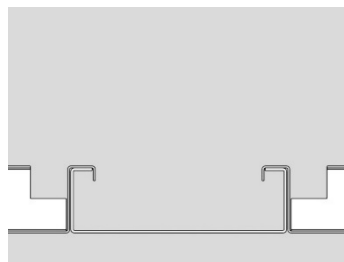
Lay-In



Hook-On



Armstrong Lay-In

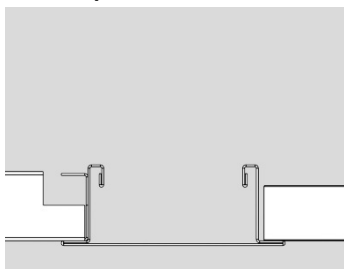


Armstrong Hook-On

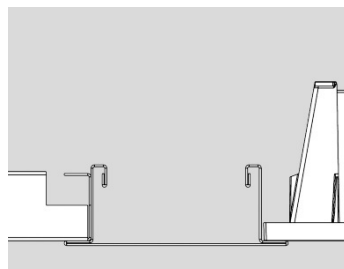
## Example of suppliers

Armstrong linear grid, SAS 330

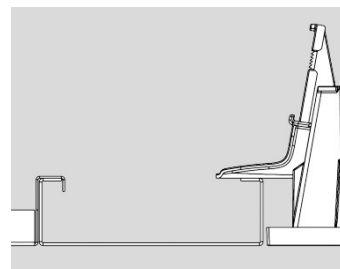
## Our adapted solutions



C95-R



C90-R

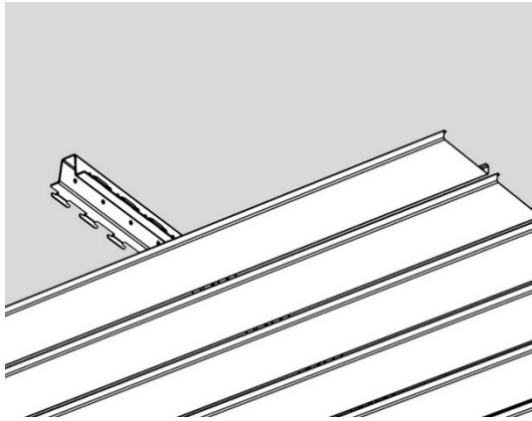


C90-R  
(+ MNT C90-R)

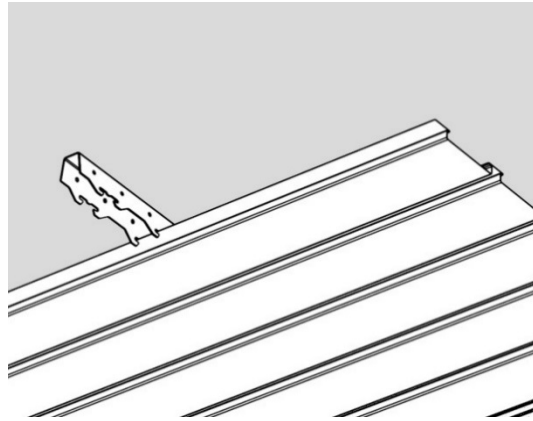
For the Lay-In version with ceiling tiles 300 x 1200 or 312 x 1250 mm, we recommend using C95-R, C90-R or C63-R. For the Hook-On version, C90-R or C63-R are most suitable.

# Linear ceilings

Linear ceilings exist in many module widths (usually 100, 150, 200 and 300 mm) with limitation in only one direction (across). The tiles are profiled on each side, either in an open or in a closed design. The tiles vary a lot in both height and design.



Open linear ceiling



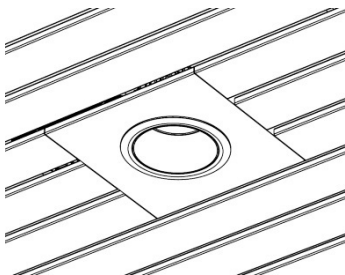
Closed linear ceiling

---

## Example of suppliers

Dampa, Hunter Douglas

## Possible solutions



D70-R

Since linear ceilings have so many different designs, we recommend using recessed downlights or other solutions, for example suspended luminaires.



---

## The Glamox Group

Glamox is a Norwegian industrial group that develops, manufactures and distributes professional lighting solutions for the global market.

### **Quality brands and solutions**

The Group owns a range of quality lighting brands including Glamox, Aqua Signal, Luxo, Norselight, LINKSrechts and Küttel. Glamox is committed to meeting customer needs and expectations by providing quality products and solutions, service and support.

### **Technology and expertise**

Our products and solutions are developed and tested by our engineers at our own research and testing facilities, and manufactured and certified in accordance with all relevant quality and environmental standards. They are based on the latest technology and expertise – and generations of experience.

For more info, see [www.glamox.com](http://www.glamox.com)

